

ENGLISH

Workbook

Grade 6

Educational Publications Department

First Print - 2014
Second Print - 2015
Third Print - 2016
Fourth Print - 2017
Fifth Print - 2018
Sixth Print - 2019

All Rights Reserved

ISBN 978-955-25-0073-2

Published by Educational Publications Department

Printed by :

S&S Printers (Pvt) Ltd.

No 49, Jayantha Weerasekara Mawatha,

Colombo 10.

The National Anthem of Sri Lanka

Sri Lanka Matha

Apa Sri Lanka Namu Namu Namu Namu Matha

Sundara siri barinee, surendi athi sobamana Lanka

Dhanya dhanaya neka mal palaturu piri jaya bhoomiya ramya

Apa hata sepa siri setha sadana jeewanaye matha

Piliganu mena apa bhakthi pooja Namu Namu Matha

Apa Sri Lanka Namu Namu Namu Namu Matha

Oba we apa vidya

Obamaya apa sathya

Oba we apa shakthi

Apa hada thula bhakthi

Oba apa aloke

Apaga anuprane

Oba apa jeevana we

Apa mukthiya oba we

Nava jeevana demine, nithina apa pubudukaran matha

Gnana veerya vadawamina regena yanu mana jaya bhoomi kara

Eka mavakage daru kela bevina

Yamu yamu vee nopama

Prema vada sema bheda durerada

Namu, Namu Matha

Apa Sri Lanka Namu Namu Namu Namu Matha

ஈபி வெலு லக மலகலெ டுருலேர்
லக நிலசெகி வெசெலா
லக பாலகி லக ருடீரல லே
ஈப கல குல டுலலா

லலுலீகி ஈபி வெலு சேயுரூ சேயுரீசேர்
லக லெச லகி லுலெலா
சீலந் லக ஈப மெம நிலசே
சேயுடீக டீலீல டுலு லே

சுமலல ம மெந் கருகா லுசேகீ
வெலு சமகி டுலீகீ
ரந் மீசே லுலு லா ல லீல ம ல சூபகா
கிடி கல லா ம டீரலா

- ஈகலந் டு சமலகேர்ந் -

ஓரு லாய் மக்கள் லாமாவேம்
ஓன்றே லாம் வாமுமில்லம்
நன்றே ஁டலில் ஓடும்
ஓன்றே லம் குருகி லீறம்

அதலால் சகோதரர் லாமாவேம்
ஓன்றாய் வாமும் வலரும் லாம்
நன்றாய் இவ் இல்லினிலே
நலமே வாமுதல் வேண்டுமன்றே

யாவரும் அன்பு கருணையுடன்
ஓற்றுமை சிறக்க வாமுந்திடுதல்
பொன்னும் மணியும் முத்துமல்ல - அதுவே
யான்று மழியாச் செல்வமன்றே

ஆனந்த சமரக்கோன்
கலிதையின் பெயர்ப்பு



Being innovative, changing with right knowledge
Be a light to the country as well as to the world.

Message from the Hon. Minister of Education

The past two decades have been significant in the world history due to changes that took place in technology. The present students face a lot of new challenges along with the rapid development of Information Technology, communication and other related fields. The manner of career opportunities are liable to change specifically in the near future. In such an environment, with a new technological and intellectual society, thousands of innovative career opportunities would be created. To win those challenges, it is the responsibility of the Sri Lankan Government and myself, as the Minister of Education, to empower you all.

This book is a product of free education. Your aim must be to use this book properly and acquire the necessary knowledge out of it. The government in turn is able to provide free textbooks to you, as a result of the commitment and labour of your parents and elders.

Since we have understood that the education is crucial in deciding the future of a country, the government has taken steps to change curriculum to suit the rapid changes of the technological world. Hence, you have to dedicate yourselves to become productive citizens. I believe that the knowledge this book provides will suffice your aim.

It is your duty to give a proper value to the money spent by the government on your education. Also you should understand that education determines your future. Make sure that you reach the optimum social stratum through education.

I congratulate you to enjoy the benefits of free education and bloom as an honoured citizen who takes the name of Sri Lanka to the world.

Akila Viraj Kariyawasam
Minister of Education

Foreword

The educational objectives of the contemporary world are becoming more complex along with the economic, social, cultural and technological development. The learning and teaching process too is changing in relation to human experiences, technological differences, research and new indices. Therefore, it is required to produce the textbook by including subject related information according to the objectives in the syllabus in order to maintain the teaching process by organizing learning experiences that suit to the learner needs. The textbook is not merely a learning tool for the learner. It is a blessing that contributes to obtain a higher education along with a development of conduct and attitudes, to develop values and to obtain learning experiences.

The government in its realization of the concept of free education has offered you about 91 textbooks from grades 6-11. I would like to remind you that you should make the maximum use of these textbooks and protect them well. I sincerely hope that this textbook would assist you to obtain the expertise to become a virtuous citizen with a complete personality who would be a valuable asset to the country.

I would like to bestow my sincere thanks on the members of the editorial and writer boards as well as on the staff of the Educational Publications Department who have strived to offer this textbook to you.

W. M. Jayantha Wickramanayaka,

Commissioner General of Educational Publications,

Educational Publications Department,

Isurupaya,

Battaramulla.

2019.04.10

Monitoring and Supervision

- **W.M. Jayantha Wickramanayaka**
Commissioner General of Educational
Publications
Educational Publications Department

Direction

- **W.A. Nirmala Piyaseeli**
Commissioner of Educational Publications
(Development)
Educational Publications Department

Co-ordination

- **Ranjith Iluppitiya**
Deputy Commissioner
Educational Publications Department

W. Indumini Darshika
Assistant Commissioner
Educational Publications Department

Board of Editors

1. Dilini Chamali Walisundara

- Senior Lecturer
Department of English
University of Sri Jayewardenepura

2. B. Maheshi Weerasuriya

- Director of Education
(English and Foreign Languages)
Ministry of Education

3. W.M. Gamini Gunathilake

- Senior Lecturer
Wayamba National College of
Education, Bingiriya

4. T. Chandrika Peiris

- Lecturer
National Institute of Education

5. W. Indumini Darshika

- Assistant Commissioner
Educational Publications Department

Board of Writers

1. R.W.P.L.K. Rambukwella

- Teacher
WP/Pili/ Lankasabha Vidyalaya

2. N. Nadeeka Liyanagamage

- Teacher
WP/Jaya/ Kottawa Dharmapala Maha
Vidyalaya, Kottawa.

- 3. Esala Erangi Malawithanthri** - Master Trainer
Kalutara Zonal Education Office
- 4. D.R. Jeewanthi de Silva** - In-Service Adviser
Negombo Zone
- 5. Anura Dammika Edirimanna** - Teacher
St. John's Vidyalaya
Nugegoda
- 6. W. Indumini Darshika** - Assistant Commissioner
Educational Publications Department

Language Editing

- R.M.D. Rohan** - Lecturer
Pasdunrata National College of
Education

Proof Reading

- Jayalath Wickramasinghe** - Teacher
Eheliyagoda National College

Illustrations

- Ruwan Indrajith Upasena** - Teacher
St. Joseph Boys' School
Grandpass, Colombo 14

Cover Design

- Charani Nishamini Wijerathne** - Educational Publications Department

Computer Designing & Formatting

- 1. Charani Nishamini Wijerathne** - Educational Publications Department
- 2. D.M.J. Nisansala Dissanayaka** - Educational Publications Department

Contents

	Page
1. Hello	01
2. Leisure	07
3. Where's Everything	16
4. What Can You See	22
5. Aunt Minoli's Kitchen	27
6. What We Do	33
7. A Fine Day	40
8. A Visit to The Zoo	46
9. Sugar or Sand	52
10. Was It Yesterday	57
11. Eco Friends	66

UNIT 01

HELLO



ACTIVITY 01

Fill in the blanks with suitable words.

(join me, I'm, Arjun, grade six, meet you, Good morning, Are you)

A : Hi,

B : Good morning!

A : I'mand you?

B : I'm Nath.

A : Nice to

B : Are you in.....?

A : Yes, in grade six.

B : I'm in grade six too.

A : Oh good. new to the school?

B : Yes, I am.

A : I'm going to the library. Will you.....?

B : Sure I will.

A : Let's go.



ACTIVITY 02

Read and complete the table.

<p>My name is Wendy Deborah. I am 9 years old. My country is Kenya. My village is Bungoma. I am a form one student at Miluki Girls High School in Bungoma. I like to study geography. My hobbies are reading, knitting and making dolls. My parents are farmers. I have two brothers and a sister. My favourite colour is green. I like to eat ugali (a dish of maize flour (cornmeal) cooked with water). My favourite game is badminton. My ambition is to be a writer one day.</p>	<p>I am Umar from Saudi Arabia. I am seven years old. I am in form one in City International School. My favourite subject is English. I have two sisters. My father is a businessman and my mother is a housewife. My favourite colour is blue. I like drawing pictures. My favourite sport is basketball. I like to eat kapsa (chicken and rice). I want to be a journalist one day.</p>
<p>My name is Jing Jing. I live in a big city called Beijing in China. I am 10 years old. I am studying in class 6 at Kinglong International School in Beijing. I like mathematics. My father is Lu. He is a confectioner. My mother is Ying. She is a pharmacist. I have two brothers. I can play the flute. I love sports, especially Chinese martial arts. I like hiking, too. My favourite food is fried rice. My favourite colour is red. I want to be a confectioner one day.</p>	<p>I am Oscar Thomas from England. I am 11 years old and I attend St. George's Public School. I am in form one. My favourite subject is history. I live in Thames Valley in London. My hobby is cycling. I like to eat fish and chips. My parents are journalists. I have a sister. She is older than I am. My favourite colour is yellow. I like nature. My ambition is to be an environmentalist one day.</p>

Name				
Age				
School				
Class / Form				
Hobby				
Village/Town				
Favourite colour				
Favourite food				
Favourite subject				
Ambition				



ACTIVITY 03

Read the table given below and write about two of them.

Name	Amaya	Naleefa	Krishna
Favourite food	milk rice	biryani	rotti
Favourite game	netball	hopscotch	football
Home town	Galle	Puttlam	Mannar
Hobby	reading	painting	swimming
Ambition	scientist	teacher	dentist



ACTIVITY 04

Match **A** with **B**.

A

- How are you?
- Thank you.
- It's really nice of you.
- Good morning!
- Hello!

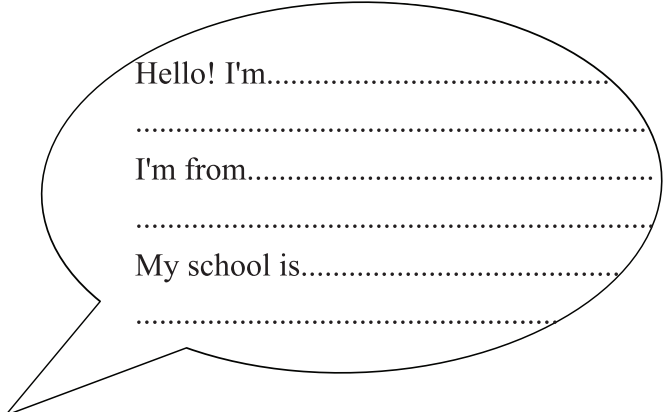
B

Hi!
Good morning!
Fine, thank you.
You're welcome.
It's my pleasure.



ACTIVITY 05

Draw a picture of yourself in the box below. Write about yourself in the blanks given.



Hello! I'm.....
.....

I'm from.....
.....

My school is.....
.....



ACTIVITY 06

Make meaningful sentences.

1. am/I/a/student **e.g.:-** I am a student.
2. good/a/is/Sudeva/boy
3. a/girl/clever/is/Kokila
4. my/is/Ms. Liyanage/teacher
5. beautiful/a/picture/it/is
6. are/my/they/friends
7. good/are/we/students
8. very/are/kind/you

Now change the same sentences into questions.

1.
2.
3.
4.
5.
6.
7.
8.



ACTIVITY 07

Read the words aloud. Write a word which rhymes.

eg:- bin - tin

1. lot
2. hen
3. mat
4. bun
5. red
6. call

UNIT 02

LEISURE



ACTIVITY 01

Look at these pictures and select the answers to the questions.



What is she doing?

.....



What is he doing?

.....



What are they doing?

.....



What is she doing?

.....



What are they doing?

.....



What are they doing?

.....

- a) They are preparing dinner.
- b) She is playing the piano.
- c) She is hanging the clothes.
- d) He is playing with the dog.
- e) They are exercising.
- f) They are having a picnic.



ACTIVITY 02

Follow the examples and complete the activity.



Eg:- Is the girl crying?

No, she isn't.

What is she doing?

She is dancing.



Eg:- Are they cleaning the classroom?

Yes they are.



Is the bird singing?

.....?

.....?

.....



Is the man sleeping?

.....

What is he doing?

.....



.....?

Yes, they are.



Is the baby crawling?

.....



Is the woman cooking?

.....

.....?

.....



ACTIVITY 03

Fill in the blanks.

1) What are the doing?

They are



2) What is the doing?

It is



3) What is the doing?

He is



4) What is the doing?

She is



5)

.....





ACTIVITY 04

These sentences are wrong. Correct them.



The children are running a race.

.....



The man is reading a newspaper.

.....



The woman is painting a picture.

.....




The lion is hunting.

.....



ACTIVITY 05

Complete the following sentences.



e.g:- The sun is shining in the sky.

1. A ship is
2. Some birds
3. Some fish.....
4. A woman
5. A flag



ACTIVITY 06

Write the questions.

1.Mihin?
He is having breakfast.
2. your friends?
They are going to the beach.
3.the baby?
Because she is hungry.
4. home?
I am coming now.



ACTIVITY 07

Complete the sentences with “I, we, he, she, they, you” or “it.”

1. **A:** Are you coming with me?
B: No,.....am studying.
2. **A:** Where is Maya?
B: is feeding the hens.
3. **A:** Why is that dog running?
B: is chasing a rabbit.
4. **A:** What are the boys doing?
B:..... are making kites.

5. **A:** Why are you collecting those sticks?
B and C: are building a tree house.
6. **A:** Are taking part in the event?
B: Yes, I am.



ACTIVITY 08

Match these conversations with the correct situations.

Raj:- My grade five scholarship examination is tomorrow.

Vikum:- I'm sure you will do it well. Best of luck!

Raj:- Thank you.

1

Vikum:- Did you get your results?

Raj:- Yes, I passed the examination.

Vikum:- That's great. Congratulations!

Raj:- Thank you.

2

Radha:- What's the matter, Sherine?

Sherine:- I have a headache and fever.

Radha:- I am sorry to hear that. Did you take any medicine?

Sherine:- No, I am going to the doctor now.

Sherine:- That's good. Get well soon.

3

1. At the library.
2. Someone is sitting for an examination.
3. Someone is not well.
4. At the sports meet
5. Someone has passed the examination.



ACTIVITY 09

What would you say in these situations?

Someone is sitting for an examination soon.	Best of luck
Someone is not well.	
Someone has passed the examination.	
Cheering someone at a sports meet	

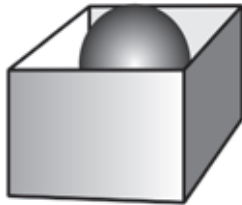
UNIT 03

WHERE'S EVERYTHING

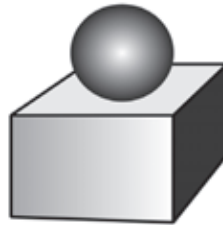


ACTIVITY 01

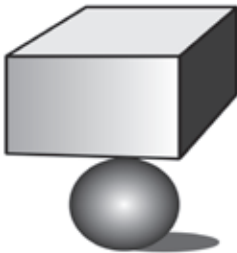
Read and match the pictures.



A



B



C



D

Where is the ball?

- 1) The ball is under the box.
- 2) The ball is in the box.
- 3) The ball is near the box.
- 4) The ball is on the box.



ACTIVITY 02

Look at the pictures and fill in the blanks with **in, on, under, near**.

1) An apple is the plate.



2) There is a cat the bed.



3) The bird is the wall.



4) There are flowers the vase.



5) A girl is the window.



6) There is a tree the picture.





ACTIVITY 03

Describe the picture using **in**, **on**, **near**, **under**, **near**.



- a) There is a house the picture.
- b) There is a cat..... the car.
- c) There is a man the car.
- d) There is a car the tree.
- e) There is a tree the house.



ACTIVITY 04

Look at the picture. Tell your friend at least three sentences describing the picture. Write them in your exercise book.



ACTIVITY 05

Look at the picture and write sentences using the words given in the two boxes.



books
flowers
teacher
ball
calendar
broom
timetable
cleaning chart
duster

in, on, near, between

.....

.....

.....

.....

.....

.....

.....

.....

.....

.....

.....

.....

.....

.....

.....

.....

.....

.....

.....

.....

.....

.....

.....



ACTIVITY 06

Put the words in the correct column. Write the singular/ plural forms where necessary.

cats, mango, buses, woman, mice, diary, church, half, monkey, table, toffee, roof, lorry, batch, goose , desk

Singular	Plural
cat	cats

UNIT 04

WHAT CAN YOU SEE ?



ACTIVITY 01

Complete the sentences using “ **this, that, these** ” or “ **those.**”

1. is our school bus.



2. is a huge ship coming this way.



3. When does train leave?



4. Can you see boats over there?



5. vans are brand new. Would you like to buy one?






ACTIVITY 02

Look at the pictures. Complete the sentences with “ **this/ that/ these/ those.**”



.....mountain is far away.



.....stars are shining brightly.



..... flowers are dhalias.



..... is my family.



.....building over there is the museum.



ACTIVITY 03

Look at the pictures and form sentences.



thin

1



fat

2



beautiful

3



sweet

4



sharp

5



noisy

6

1. thin/ is/ he/ a/ boy

.....

2. is/ man/ fat/ a/ he

.....

3. a/ is/ beautiful/ she/ girl

.....

4. is/ a/ it/ ice-cream/ sweet

.....

5. sharp/ is/ it/ knife/ a

.....

6. a/ insect/ is/ it/ noisy

.....



ACTIVITY 04

Spot the difference between picture A and B.



A



B

A

Six oranges out of the basket

.....

.....

.....

.....

.....

B

Three oranges in the basket

.....

.....

.....

.....

.....

**ACTIVITY 05**

Complete the table.

Masculine	Feminine
E.g. father	mother
	aunt
male	
	girl
sir	
	sister
man	
	niece
husband	

UNIT 05

AUNT MINOLI'S KITCHEN



ACTIVITY 01

Let's make a cake.

Complete this recipe.

You will need:


flour, eggs, butter, sugar, a cake pan, a knife

1. First add and



2. Then mix them very well.

3. Now add the..... one by one .



4. Now add up the and stir the mixture well.



5. Then pour the mixture into and bake it in the oven .



6. Now the cake is ready. So take and cut the cake.
What a cake that is!



ACTIVITY 02

Here is an envelope. Write your best friend's name and address on it.

stamp



ACTIVITY 03

Rewrite this passage using capital letters where necessary.

it was a cold day. it rained all night in mathugama. rahal and i went outside to play. we didn't see this much rain last year! uncle dileepa said it rained heavily in 1990 too. rahal and i decided to make paper boats to float in the water. he started to fold a big sheet of paper. i coloured the boat. Then we ran inside and asked mother for a pair of scissors to cut out a flag. we then found a toffee wrapper for the flag. we called our boat sama yathra.

.....

.....

.....

.....

.....

.....

.....

.....

.....

.....

.....

.....

.....

.....

.....

.....

.....

.....

.....

.....

.....

.....

.....



ACTIVITY 04

Make sentences.

1 eleven/ am/ I /old./ years

.....

2 are /Sri Lanka./ We/ from

.....

3 student. /a/ I'm

.....

4 book./ my/ is /This

.....

5 day./ a/ nice/ It's

.....

6 brother's/ name / Rahal./ Her /is

.....

7 an /is /engineer. /Mr.Kanchana

.....

8 name /My /Mrs.Fathima. /is / teacher's

.....

9. thirty five /my class./ students/ are/ in /There

.....

10 the /a/ gate./near/ There /is/man

.....



ACTIVITY 05

Put a full stop, a question mark or an exclamation mark after each sentence.

1. Their pet is a cat
2. Isn't it Monday
3. Help! A dog is chasing me
4. Do you live in Matara
5. This game is boring
6. How old are you
7. Did she prepare meals
8. I am very tired
9. I don't like it
10. Are you hungry now



ACTIVITY 06

Rewrite this using capital letters where necessary.

once a lion was sleeping under a tree. a rat ran over his body. the lion woke up. it caught the rat. he wanted to kill the rat. the rat begged for mercy. the lion took pity on him and let it go.

after some time, the lion was caught in a trap. it struggled hard to break the ropes but failed. he began to roar. the rat heard the noise. it ran to the spot and cut the ropes with its sharp teeth. soon the lion was free. he thanked the rat for its help and went away.

Moral : Do good and have good

.....

.....

.....

.....

.....

.....

.....

.....

.....

.....

.....

.....

.....

.....

UNIT 06

WHAT WE DO



ACTIVITY 01

Read the completed paragraph (Activity 09 in the Pupil's Book) and complete these questions. Ask and answer these in pairs.

1.goes to the town with her mother? *Amanda*
2. does she go there? *Every Sunday.*
3. do they go first? *To the library.*
4.books does she borrow? *Two books.*
5.do they buy at the bakery? *Cakes and buns.*
6.do they come home? *By bus.*



ACTIVITY 02

Write a list of what your family members do everyday.

e.g :- My father goes to work every day.

- ◆ My mother
- ◆ My brother
- ◆ My sister
- ◆ My brother.....
- ◆ I



ACTIVITY 03

Now write a list of things you and the members of your family don't do every day and write sentences about them.

e.g :- My mother doesn't bake cakes every day.

.....

.....

.....

.....

.....

.....



ACTIVITY 04

Listen to the teacher and mark the sentences as true (T) or false (F).

- Amodini is ten years old.
- She lives in India.
- She speaks five languages.
- She does not speak Japanese.
- She drinks soft drinks often.
- She likes to eat meat.
- She plays badminton and cricket.
- She likes to read very much.
- She writes essays and stories.
- She wants to be an engineer one day.



ACTIVITY 05

Read the passage and complete the questions.

Aadil is from Sri Lanka. His parents live in Beruwala, but he lives in Perth, Australia. He studies Archaeology at the University of Western Australia. He works hard to pass examinations. He also does a part-time job because he needs money to pay for his studies. He calls his parents every weekend.

1. **Q:** in Beruwala?
A: Aadil's parents.

2. **Q:** Aadil live?
A: In Perth, Australia.

3. **Q:**..... he study?
A: He studies Archaeology.

4. **Q:** hard?
A: Yes, he does.

5. **Q:** a part-time job?
A: Because he needs money to pay his tuition fees.

6. **Q:** his parents?
A: During the weekend.



ACTIVITY 06

Read the dialogue and write about Radha's aunt.

Radha : My aunt is taking me to the zoo.

Sherine : That's nice. Is she your mother's sister?

Radha : Yes, she's my mother's younger sister. She's twenty five years old.

Sherine : What's her name?

Radha : Megha.

Sherine : Does she work somewhere?

Radha : Yes, she works as a receptionist in a private company.

Sherine : What does she look like?

Radha : She's tall and dark. She has long wavy hair. She's so pretty.

Sherine : Does she live with you?

Radha : No, she lives with my grandparents. She comes to see us often. She brings me toys and story books.

My Aunt

.....

.....

.....

.....

.....

.....



ACTIVITY 07

Listen to your teacher and follow the instructions.

.....

.....

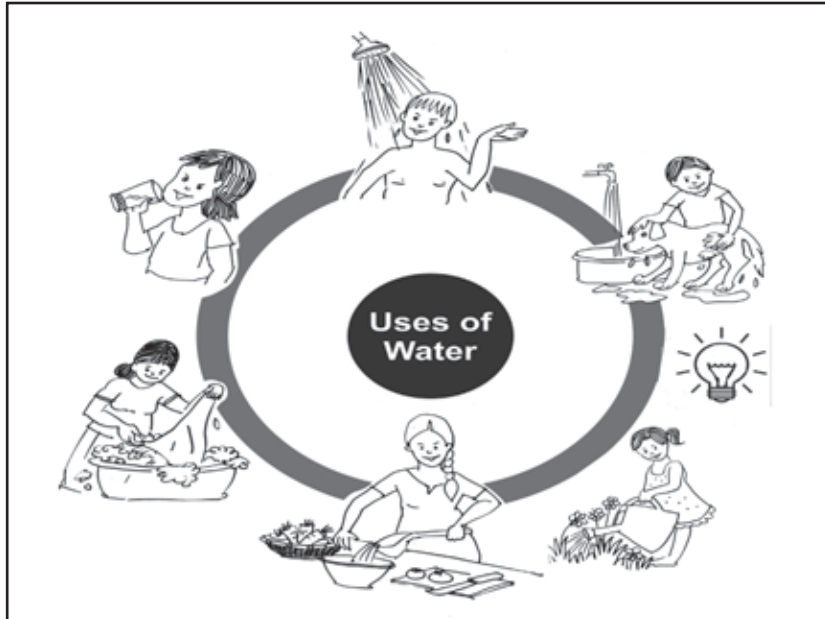
.....



ACTIVITY 08

Look at the picture and write sentences.

e.g:- We use water for washing clothes.



.....

.....

.....

.....

.....

.....

.....



ACTIVITY 09

Write one use of each of the followings.

1. Rain -
2. The Earth -
3. The Sun -
4. Air -
5. Plants -

UNIT 07

A FINE DAY



ACTIVITY 01

Put **in**, **on** or **at**.

Example: in the evening.

- a.4.00 p.m.
- b.Sunday.
- c.my birthday.
- d.night.
- e.afternoon.



ACTIVITY 02

Match the phrases with the sentences.

rainy day/windy day/gloomy day/cloudy day/sunny day

- 1. It is raining today.
- 2. The sun shines brightly.
- 3. There is strong wind.
- 4. There are a lot of dark clouds.
- 5. There are a lot of clouds in the sky today.



ACTIVITY 03

Find and circle the following words.

WIND NATURE TREES WATER MOON
RAINBOW SUN CLOUDS SKY ANIMALS
RAIN ROCKS BIRDS

U	J	Z	S	W	Y	C	S	W	T	W	F	Y	M	C
H	Q	H	N	I	A	R	D	A	S	W	S	M	O	G
W	I	N	D	H	A	V	G	T	K	S	E	C	U	X
T	Y	S	N	U	S	C	Y	E	C	L	E	K	Z	W
N	C	L	O	U	D	S	R	R	O	A	R	A	I	N
O	W	Y	V	N	F	M	Z	K	R	M	O	R	O	Q
Z	O	L	G	R	G	O	D	K	F	I	C	N	D	G
M	A	T	E	Q	D	O	B	F	A	N	K	A	O	F
Z	Y	X	N	O	X	N	C	A	D	A	S	H	H	E
M	D	R	A	I	N	B	O	W	B	I	R	D	S	S
P	J	F	Q	D	J	G	H	K	M	I	K	M	W	Q
M	V	O	A	K	L	D	K	O	X	S	S	K	Y	W
B	E	Z	U	N	A	T	U	R	E	T	I	Z	J	M
I	Q	T	T	R	E	E	S	Y	U	C	T	I	D	E
U	G	A	N	I	M	A	L	S	E	Z	F	M	Y	O



ACTIVITY 04

Follow the examples and complete the sentences.

Positive form and question form:

e.g. :- I have a small house. / I have got a small house.

He has a car. / He has got a car.

Have you got a bicycle?

Has he got a lot of money?

Negative form and question form:

They haven't got a swimming pool.

She hasn't got a piano.

Haven't you got an umbrella?

Hasn't she got a pet dog?

1. My little sister a new doll.
2. Monkeys long tails.
3.your school a new science laboratory?
4. Sonali two brothers and a sister.
5. you..... white flowers in your garden?
6. The poor woman any money.
7. It's too late. We time to visit them.
8. Why is Abdul at home?..... he sports practices today?
9. Why are you writing with a pencil?..... you a pen?
10. Are you going to the carnival? No, I any money.



ACTIVITY 05

Look at the picture and write sentences using “has/have”



e.g.:- The girl **has** long hair.



.....



.....



.....



.....



ACTIVITY 06

Look at the monsters and complete the dialogue with “has/has got, have/have got, hasn’t got/haven’t got, has/have... got? or hasn’t/haven’t got?”

Monster Boo



Monster Moo



A: Can you describe monster Boo?

B: Yes, hetwo eyes, six hands, four fingers and sharp teeth. He also spots all over his body. He a nose.

A: he..... any ears?

B: No, he any ears.

A: Anything else?

B: Well, he can't walk. He can only slide.

A: Why? he any legs?

B: No, he

A: How about monster Moo?

B: He three eyes, two legs and two hands. He
..... a lot of teeth.

A: he a tail?

B: No,

A: they anything in common?

B: Well, they both one mouth.

A: they fins?

B:

UNIT 08




A VISIT TO THE ZOO







ACTIVITY 01

Read, write and match.

A Game - Guess who I am

1..... 	My skin is green and slippery. I have four legs. My feet are webbed. I eat insects. I can swim under water and hop on land. I am a.....	Octopus
2..... 	I'm a soft and furry pet. I have four legs and a long tail. I have sharp teeth and claws. I like to chase mice. I am a.....	Parrot
3..... 	I have a tail. I can fly. I'm covered with green feathers. I can whistle and I can talk. I am a.....	Cat

<p>4.....</p> 	<p>I live in the ocean. I like to eat crabs. I can change colours. My eight legs are called tentacles. I am an.....</p>	<p>Frog</p>
<p>5.....</p> 	<p>I am small. I have eight legs. I eat insects. I catch them in my web. I am a.....</p>	<p>Butterfly</p>
<p>6.....</p> 	<p>I have wings but I'm not a bird I am small and colourful. I live in gardens and forests. I was a caterpillar. I am a.....</p>	<p>Tortoise</p>
<p>7.....</p> 	<p>I have four legs and a tail. I have no teeth. I can swim and dive underwater. I carry my house around with me. I am a.....</p>	<p>Spider</p>



ACTIVITY 02

Group work

Discuss with your friends. Select two animals. Write a few sentences about each of them. Present it to the other groups. Ask them to guess the name of the animal. Draw pictures.




ACTIVITY 03


Read the story "The Little Red Hen." Take three pieces of paper. Draw pictures of a hen, a duck and a goose. Wear one picture on your head. Ask two of your friends to wear the other pictures. Act out the story "The Little Red Hen." Change roles and repeat acting.



Duck



Hen



Goose



ACTIVITY 04

Write the following story in the correct order.

- One day she picked little sticks.
- She wanted to build a nest to lay her eggs.
- Once there was a bird.
- After a few days she had four lovely nestlings.
- Then she began to build a nest on a tree.
- She laid a few eggs in her nest.

.....

.....

.....

.....

.....

.....



ACTIVITY 05

Match these sounds with the animals.

- | | |
|-----------|---------|
| 1. Duck | quacks |
| 2. Turkey | moos |
| 3. Chick | hoots |
| 4. Pig | meows |
| 5. Cow | grunts |
| 6. Cat | roars |
| 7. Donkey | brays |
| 8. Dog | gobbles |
| 9. Owl | cheeps |
| 10. Lion | barks |



ACTIVITY 06

This is an essay written by Abdul about his pet.

The Cat

The cat is a domestic animal. It has sharp claws, whiskers and a long tail. Its coat is furry. It loves to drink milk. It loves to curl up and sleep in warm places. It can climb trees. It also can catch rats, birds and other small insects.

Now write about your pet .

.....

.....

.....

.....

.....

.....

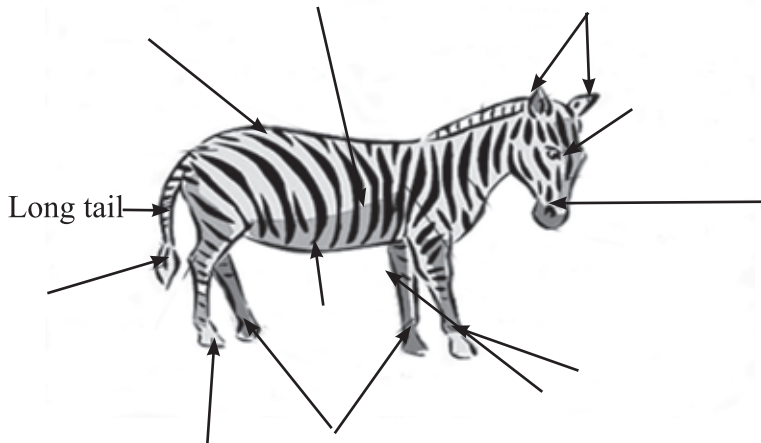
.....

.....




ACTIVITY 07

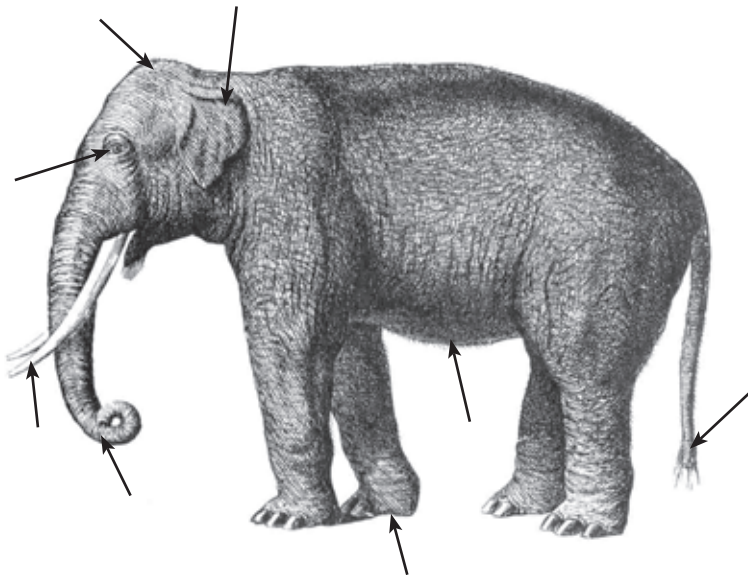
Name the parts of the body of these animals and talk to your class about one of them.



Back, Hoof, Black and white stipes, Large upright ears, Large eyes, Underbelly, Legs, Nostrils, Long tail, Tail tuft



Eye, Wings, Tail, Foot, Beak



Ear, Head, Eye, Tusk, Trunk, Leg, Stomach, Tail

UNIT 09

SUGAR OR SAND



ACTIVITY 01

Here are two ways to wish on a birthday :



- Happy birthday !
- Many happy returns of the day !

Here are some more greetings. Match them with the function.

Greeting

- Happy New year!
- May the Triple Gem bless you !
- Merry Christmas!
- May Allah's blessings be with you!
- Happy Diwali!

- Congratulations!

- Congratulations!
- All the best !
- Take care

Function

- On Ramazan
- At a Wedding
- On Passing an exam

- Before facing an interview
- Greeting on the first day of the year
- Response to saying good bye
- On Christmas day
- On Deepawali day
- Buddhist functions or when saying good bye



ACTIVITY 02

Here is a story of Andare. Can you complete it?

rooster, egg, pond, hand, king

One day, the King and the Ministers went to the Royal



Andare also went with them.

All the Ministers took an with them. At the pond

the..... asked, “who can jump into the pond and bring



an.....?” All the Ministers said, “We can.”

Then all of them jumped into the.....



Andare was surprised. He too jumped into the pond. After a while

the ministers came out. Everyone had an egg in his.....



Andare too came up. He had no egg with him. Andare cried

“Cock-a –doodle doo,” and shouted, “all of you are hens and I am

the only.....”





ACTIVITY 03

Read.

Grandmother and **grandfather** are sitting in the garden. **Brother** is reading a book with his **sister**. **Father** is reading a newspaper. **Mother** is feeding the **hens**. There are **cocks** and **chicks** too. **Uncle** and **aunt** are playing with our **cousin**.

“Look here! This is a picture of a **prince**”, says **brother**.

“Is this a **princess**?” asks the **sister**.

Now, fill in this table placing the animate nouns in the correct column.

Male	Female



ACTIVITY 04

Read and match.

king	sister
husband	princess
gentleman	queen
prince	Goddess
bridegroom	lady
hero	heroine
policeman	policewoman
uncle	aunt
grandson	granddaughter
God	woman
brother	bride
man	wife



ACTIVITY 05

Rewrite these sentences using female words.

- The **brother** is reading a book with **grandfather**.
- The **father** is reading a newspaper.
- The **uncle** is feeding the bulls.
- There is a **cock** and a **dog** standing near the **uncle**.
- My younger **brother** is painting a picture of a **lion** in his workbook.
- “Look here **father**! There is a picture of a **prince**”, says the younger **brother**.
- “Hmmm...Next to him is a king”, says **father**.
- “This **man** is very tall”.



ACTIVITY 06

Your aunt sent you a gift for your birthday. Now write a letter thanking her for the gift.

Thanks so much, 1/1, Rakwana Road, Malwala. , are you and your family?, I bought, write to you, kind letter and the gift, savings account.

.....
.....
6/02/2015

Dear Aunt ,

Things here are fine. So, how.....?

Thanks very much for the.....
you sent for my birthday.

Out of Rs.7500.00 you sent,.....a writing
table, and deposited the balance in my.....

..... again for the wonderful gift. I shall wind
up now till I..... again.

May God Bless you !

Yours lovingly,

.....

UNIT 10

WAS IT YESTERDAY



ACTIVITY 01



Complete this story using the correct forms of the verbs.

Once a hungry fox went hunting. Unfortunately, he was (catch) in a trap. He (try) hard to get out of it. Finally, he managed to escape but his tail was cut off and (leave) in the trap.

The fox (is) very sad. He (think) the other foxes would laugh at him. He (want) to avoid it. So, he (go) to the other foxes and said, “friends, why do we keep these ugly, long tails? We don’t need them. Let’s cut them off and be free.”

But the other foxes (see) that this fox had no tail. They (laugh) at him. They said, “ you (are) proud of your tail. Now that you have..... (lose) it, you want us to cut ours off. No way!”



ACTIVITY 02

This is a page from your diary. Imagine you visited a friend yesterday. What did you do there? Write five sentences.

Date:.....
1. Yesterday I visited my friend.....
2.
3.
4.
5.



ACTIVITY 03

Using the pictures, write the sentences in the correct order.

A day in the life of Mr. Sumanasiri



Got on the 6.30 bus



Got up at 5.30 a.m.



Had lunch at 1 p.m.



Arrived in the office at 8 o'clock.



Had dinner at 8.30 p.m.



came home at 5.30 p.m.



Went to bed at 9.30 p.m.

e.g:-

1. Mr. Sumanasiri got up at 5.30 in the morning.

2

3

4

5

6

7



ACTIVITY 04

Connect with “**and**” or “**but.**”

e.g:- i. The teacher was kind.

The teacher was helpful too.

The teacher was kind **and** helpful.

ii. My mother went shopping.

She bought a saree.

My mother went shopping **and** bought a saree.

- iii. It was dark **and** windy.
It didn't rain.
It was dark **and** windy, **but** it didn't rain.
.....
- i. Sandali bought a new dress.
Hiruni bought a new dress too.
.....
- ii. We had soup for dinner.
We had noodles too.
.....
- iii. I ran to the bus stop.
I missed the bus.
.....
- iv. I saw Manjula.
He didn't see me.
.....
- v. The city was crowded.
The city was noisy.
.....
- vi. The children wanted to play outside.
It was raining.
.....
- vii. The policeman ran after the thief.
He caught him.
.....



ACTIVITY 05

Read the conversations and complete the sentences.

Father : Where is Santhush?

Mother : He is in his room.

Father : Doesn't he go to the library on Saturday mornings?

Mother : Yes, he does. But he didn't go there today. He is studying for his English test.

Rizwan : Hello! Where are you going?

Harin : I am going to see the football match.

Rizwan : Did our boys win the match last week?

Harin : Yes, they did. They played very well.

Rizwan : Do they practise often?

Harin : Oh yes, they practise four days a week.

1. Santhush for his test now.
2. Santhush to the library on Saturdays.
3. Santhush to the library today.
4. The football team the match last week.
5. They four days a week.



ACTIVITY 06

Look at the example and describe the pictures.



e.g :- two beautiful red roses.



.....bear.



.....house.



.....dolls.



.....car.



.....tree.



ACTIVITY 07

Rewrite these sentences describing the underlined words.

e.g:- My aunt keeps a **dog**.

My aunt keeps a **small white dog**.

1. I helped a **lady** across the road.

.....

2. Suvini bought a **dress** for the party.

.....

3. My brother has a **bicycle**.

.....

4. The company imports **cars**.

.....

5. We saw an **elephant**.

.....



ACTIVITY 08

Read the story. Write the missing words with the help of the pictures.

Mum and the Chicks.

There were two



with a



.....They were hungry.

They went everywhere to find a



All of a sudden,



saw a



She picked it in her



and gave it to her hungry
happy.



They were

UNIT 11

ECO FRIENDS



ACTIVITY 01

Circle the names of the young animals given below.

A	P	U	P	P	Y	C	T	D	W
J	I	Y	R	S	E	Q	B	U	X
Z	G	C	H	M	T	D	L	C	O
F	L	A	M	B	E	R	M	K	U
H	E	L	R	Z	W	Q	B	L	I
P	T	F	Q	E	N	I	K	I	V
W	U	R	K	I	T	T	E	N	M
R	N	E	S	T	L	I	N	G	A

- puppy
- duckling
- piglet
- nestling
- lamb
- kitten
- calf



ACTIVITY 02

Make sentences.

e.g. : – The young **duck** is called a **duckling**.

- 1.....
- 2.....
- 3.....
- 4.....
- 5.....
- 6.....



ACTIVITY 03

Are you an eco friend?

Do you agree with the following sentences? Tick the correct ones.

- 1) I grow flowers.
- 2) I water them.
- 3) I cut trees.
- 4) I put rubbish into the bin.
- 5) I clean the garden.
- 6) I hurt squirrels.
- 7) I like gardening.

- 8) I switch off the light before leaving a room.
- 9) I litter my classroom.
- 10) I don't spit everywhere.



ACTIVITY 04

Look at the pictures and answer the questions given below.



- 1) Name a bird. It cannot fly.
- 2) Name two animals. They eat only plants.
 1.
 2.
- 3) Name the tallest animal.
- 4) Name a bird. It can see very well in the dark.
- 5) Name a beautiful insect.



ACTIVITY 05


Group Activity.

Form groups. Make a book on general knowledge on animals, birds, flowers and trees.



ACTIVITY 06

Do you know about flowers? Guess the correct word.



- 1) Flowers are b _ _ _ t _ _ _ l.
- 2) Flowers are full of colour and f _ _ g _ _ n _ e.
- 3) Flowers have n _ _ t _ _ .
- 4) The sweet s _ _ l _ and bright c _ l _ _ _ s attract insects and birds.
- 5) Insects and birds suck nectar from f _ _ w _ _ s.



ACTIVITY 07

Read the following descriptions and match them with the captions.

- 1) My shape is like a human. I don't have beautiful clothes or a family like you. My home is the paddy field. There is nobody to talk with me. I frighten away the birds.
- 2) I fall from the sky at any time of the day. People open umbrellas or wear rain coats when I fall from the sky. The wind, thunder and lightning are my best friends.
- 3) I am made of paper. I have a cover. I give you knowledge and tell you stories. I come in different sizes, colours and titles.



Book



Rain



Scarecrow



ACTIVITY 08

Rewrite the sentences with the opposite of the underlined word.

1) Nuwan is kind.

.....

2) I agree with you.

Sorry,.....

3) These are common dresses.

These.....

4) You are lucky. I am happy.

.....I am afraid.

5) Tie your lace.

.....



ACTIVITY 09

Write words with the following affixes.

1. un-

2. dis-

3. re-

4. -less

5. -ful

6. -ness



ACTIVITY 10

Make five sentences using the above words.

- 1.....
- 2.....
- 3.....
- 4.....
- 5.....



ACTIVITY 11

We can make new words by adding “ **-ful**, **-ness**, **-ly** or **-ily** ” to words. Follow the examples and complete the activity.

colour- colourful	kind - kindness	neat - neatly
play -	happy -	luck -
pain -	sad -	happy -
mouth -	neat -	quick -
spoon -	sick -	slow -
cheer-	good -	easy -
wonder -	fit -	careful -
harm -	mad -	colourful -



ACTIVITY 12

Use the words in the brackets correctly to complete the sentences.

1. Our new puppy is very(**play**).
He wants to play all the time.
2. My little sister is crying. She has a (**pain**) earache.
3. Come (**quick**). We are late.
4. This ice-cream is tasty. I want another (**mouth**).
5. Physical (**fit**) is important to sports personnel.
6. Your desk is very untidy.
Please arrange these books (**neat**).



ACTIVITY 13

Fill in the blanks with the correct word.

easy/easily

1. These questions are
2. You can answer them

happy/happily

3. The prize winners are very
4. The audience cheered

ill/illness

5. A: The old man is
6. B: What is his

pain/painful

7. Doctor: Do you feel any in the leg?
8. Patient: Yes, It's very

slow/slowly

9. Tortoises are
10. They move