

ENGLISH

Grade 4

Educational Publications Department



To obtain textbooks in electronic medium
www.edupub.gov.lk

First Print - 2018

Second Print - 2019

All Rights Reserved

ISBN 978-955-25-0056-5

Published by Educational Publications Department
Printed by Saraswathi Publications,
No. 2/60, Circular Road, Divulapitiya.

The National Anthem of Sri Lanka

Sri Lanka Matha

Apa Sri Lanka Namō Namō Namō Namō Matha

Sundara siri barinee, surendi athi sobamana Lanka

Dhanya dhanaya neka mal palaturu piri jaya bhoomiya ramya

Apa hata sepa siri setha sadana jeewanaye matha

Piliganu mena apa bhakthi pooja Namō Namō Matha

Apa Sri Lanka Namō Namō Namō Namō Matha

Oba we apa vidya

Obamaya apa sathya

Oba we apa shakthi

Apa hada thula bhakthi

Oba apa aloke

Apage anuprane

Oba apa jeevana we

Apa mukthiya oba we

Nava jeevana demine, nithina apa pubudukaran matha

Gnana veerya vadawamina regena yanu mana jaya bhoomi kara

Eka mavakage daru kela bevina

Yamu yamu vee nopama

Prema vada sema bheda durerada

Namō, Namō Matha

Apa Sri Lanka Namō Namō Namō Namō Matha

අපි වෙමු එක මවකගෙ දරුවෝ
එක නිවසෙහි වෙසෙනා
එක පාටැති එක රුධිරය වේ
අප කය තුළ දුවනා

එබැවින් අපි වෙමු සොයුරු සොයුරියෝ
එක ලෙස එහි වැඩෙනා
ජීවත් වන අප මෙම නිවසේ
සොදින සිටිය යුතු වේ

සැමට ම මෙත් කරුණා ගුණෙනී
වෙළී සමගි දමිනී
රන් මිණි මුතු නො ව එය ම ය සැපතා
කිසි කල නොම දිරනා

ආනන්ද සමරකෝන්

ஒரு தாய் மக்கள் நாமாவோம்
ஒன்றே நாம் வாழும் இல்லம்
நன்றே உடலில் ஓடும்
ஒன்றே நம் குருதி நிறம்

அதனால் சகோதரர் நாமாவோம்
ஒன்றாய் வாழும் வளரும் நாம்
நன்றாய் இவ் இல்லினிலே
நலமே வாழ்தல் வேண்டுமன்றோ

யாவரும் அன்பு கருணையுடன்
ஒற்றுமை சிறக்க வாழ்ந்திடுதல்
பொன்னும் மணியும் முத்துமல்ல - அதுவே
யான்று மழியாச் செல்வமன்றோ.

ஆனந்த சமரக்கோன்
கவிதையின் பெயர்ப்பு.



**Being innovative, changing with right knowledge
Be a light to the country as well as to the world.**

Message from the Hon. Minister of Education

The past two decades have been significant in the world history due to changes that took place in technology. The present students face a lot of new challenges along with the rapid development of Information Technology, communication and other related fields. The manner of career opportunities are liable to change specifically in the near future. In such an environment, with a new technological and intellectual society, thousands of innovative career opportunities would be created. To win those challenges, it is the responsibility of the Sri Lankan Government and myself, as the Minister of Education, to empower you all.

This book is a product of free education. Your aim must be to use this book properly and acquire the necessary knowledge out of it. The government in turn is able to provide free textbooks to you, as a result of the commitment and labour of your parents and elders.

Since we have understood that the education is crucial in deciding the future of a country, the government has taken steps to change curriculum to suit the rapid changes of the technological world. Hence, you have to dedicate yourselves to become productive citizens. I believe that the knowledge this book provides will suffice your aim.

It is your duty to give a proper value to the money spent by the government on your education. Also you should understand that education determines your future. Make sure that you reach the optimum social stratum through education.

I congratulate you to enjoy the benefits of free education and bloom as an honoured citizen who takes the name of Sri Lanka to the world.

Akila Viraj Kariyawasam
Minister of Education

Foreword

You are born in a country, which is renowned as the Pearl of the Indian Ocean. Even though your country appeared to be small when compared to other countries, its worth is incomparable. You who are born in such a treasured and estimable country are truly fortunate. It is our sole expectation that as students, you would enlighten the future world by educating yourselves well and by becoming virtuous citizens. In order to help realize that expectation, the government takes all necessary measures to provide all the facilities free of charge. This textbook is offered to you as one step of that process.

According to the primary curriculum, new textbooks for grades 1, 2, 3, and 4 have already been introduced. Following the introduction of new textbooks for grade 5 in 2020, the revision of the primary curriculum will be concluded. There are about 30 textbooks offered by the government to students studying in grades 1 to 5. It's your responsibility to strive towards enlightening your life through the usage of this treasure.

I would like to bestow my sincere thanks on the members of the editorial and writer boards as well as on the staff of the Educational Publications Department who have strived to offer this textbook to you.

W. M. Jayantha Wickramanayaka,
Commissioner General of Educational Publications,
Educational Publications Department,
Isurupaya,
Battaramulla.
2019.04.10

Monitoring and Supervision

W. M. Jayantha Wickramanayaka - Commissioner General of Educational Publications
Educational Publications Department

Direction

W.A. Nirmala Piyaseeli - Commissioner (Development)
Educational Publications Department

Co-ordination

Ranjith Iluppitiya - Deputy Commissioner
Educational Publications Department

W. Indumini Darshika - Assistant Commissioner
Educational Publications Department

Panel of Editors

Dr. Chitra Jayathilake - Senior Lecturer - Grade I
Department of English
University of Sri Jayewardenepura

B. Maheshi Weerasooriya - Director of Education
English and Foreign Languages Branch
Ministry of Education

H.A Biyantha K. Wijepala - Assistant Lecturer
National Institute of Education
Maharagama

W. Indumini Darshika - Assistant Commissioner
Educational Publications Department

Panel of Writers

Madhuri Kannangara - Coordinator
Regional English Support Centre,
Kandy,
Peradeniya NCOE,
Penideniya.

Jayamini Sampath Kodikara - Teacher
Dr. Kulasinghe Maha Vidyalaya
Udammita,
Kotugoda.

Nilani Deepika Karunarachchi

- Teacher-in-charge
Regional English Support Centre
Gampaha.

T.H.S. Nilanthi de Silva

- Assistant Director of Education
Zonal Education Office
Anuradhapura

D.M.C.D. Dissanayake

- Lecturer
Ruwanpura National College of Education

E. M. Sandhya Napagoda

- In-Service-Adviser
English and Foreign Languages Branch
Ministry of Education

Proof Reading

Nirmala Kaluarachchi

- Teacher
Devi Balika Vidyalaya
Colombo - 08

Language Editing

Madupani Pradeepika

- Teacher
Thissa Central College,
Kalutara

Illustrations

Saman Kalubowila

- Lecturer
Hapitagama National College of Education
Mirigama

Cover Page and Page Layout Designing

Charani Nishamini Alahakoon

- Educational Publications Department

D. M. Jayani Nisansala Dissanayaka

- Educational Publications Department

J.H. Manorika Priyangani

- Educational Publications Department

Kanchana R. Padmaperuma

- Educational Publications Department

C O N T E N T S

- 1 My family and friends 1 - 10
- 2 Our beautiful garden 11 - 22
- 3 Places around me 23 - 33
- 4 Joy of work 34 - 41
- 5 Our festivals 42 - 52
- 6 Let's go shopping 53 - 66
- 7 My calendar 67 - 78
- 8 Playing games 79 - 88
- 9 Good practices 89 - 101
- 10 Happy days 102 - 110





1 My family and friends

Lesson 1



Let's sing.



Hello, how are you?

Hello, how are you?

Hello, how are you?

I'm great!

I'm fine!

I'm good!

I'm okay!

I feel wonderful today!



Adapted from : <https://www.youtube.com/watch?v=xC3xSij7n4c>



First, sing the song aloud. Then, ask the students to sing along with the teacher.



Practise with your friend.



Hello,
how are you?

I'm fine.
Thank you.



Hello,
how are you?

I'm



Lesson 2



Listen and say.



I'm Sandani.
I'm your English
teacher.
I live in Matara.



I'm Nisal.
I live in Galle.



Introduce yourself.



First, introduce yourself. Then, ask the students to introduce themselves.

Lesson 3



Listen and recite.



This is my mother,
kind and dear.

This is my father,
standing near.

This is my brother,
see how tall!

This is my sister,
not so tall.

This is my baby brother,
sweet and small.

This is my family,
one and all.



Lesson 4



Let's talk about our family.

There are!.....!
I'm
He is...
She is.....

e.g. :- I'm Dasun.

I'm kind.

There are five members in my family.

I'm

I'm

My father is (name)

He is

My mother is (name)

She is

My sister is..... (name)

She is

My brother is..... (name)

He is

I love my family.

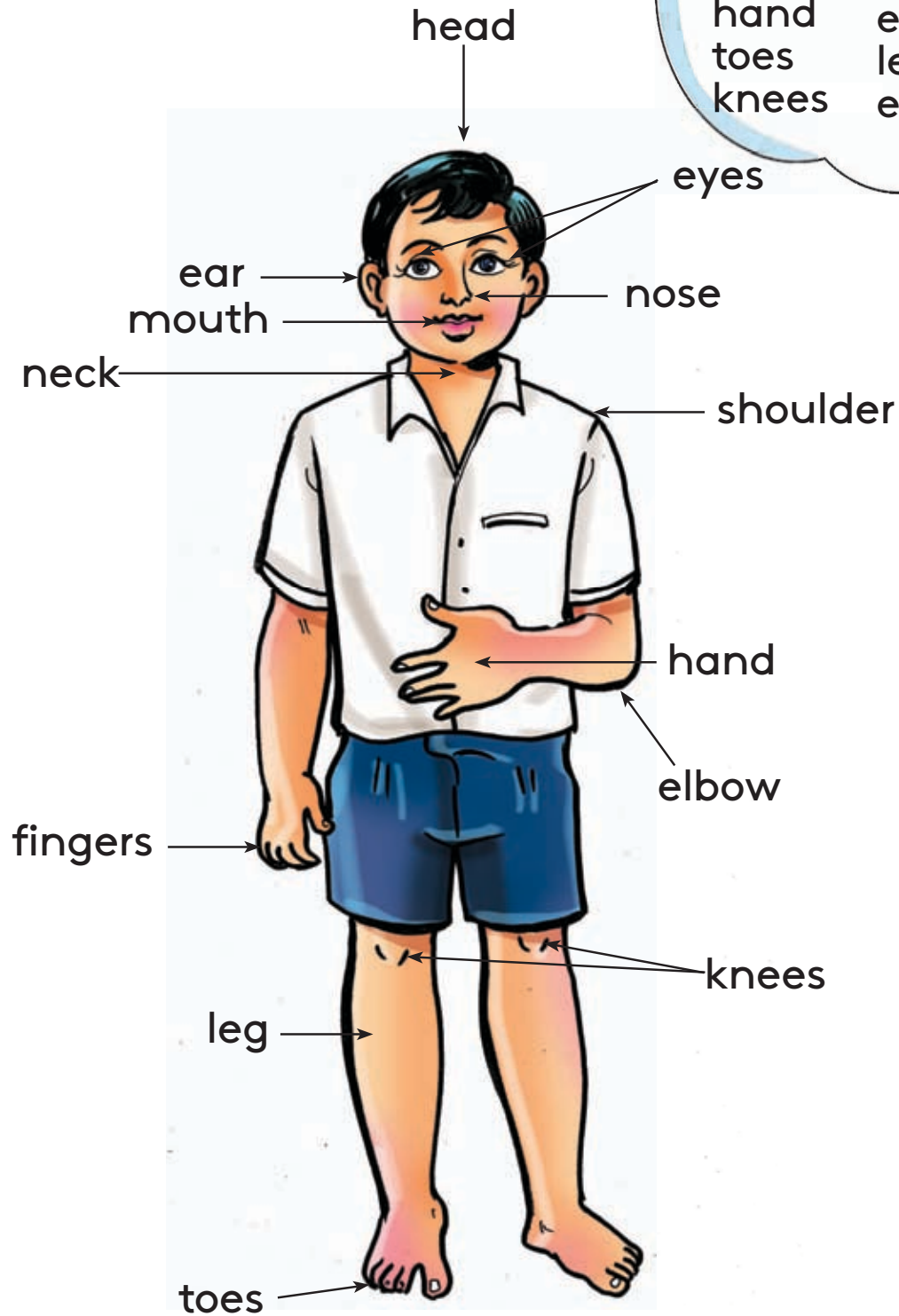


Divide the students into groups of three. Ask them to introduce their family.

Lesson 5



Listen and repeat.





Point and say.



This is my head.



These are my ears.



This is

These are.....

Lesson 6



Let's sing.

With my eyes I see

With my mouth I speak

With my nose I sniff

With my fingers I eat

With my hands I feel

Thank you for helping me!



Sing the song aloud. Ask the students to repeat. With the highlighted words, explain the difference between long and short vowel sounds 'i'.

Lesson 7



Let's play a game.



Get the students to stand in two lines. Ask them to face each other. Read the parts of the body. Ask them to listen and point to the body part/parts of the student in front.

Lesson 8



Listen and say.



These are Sonia's animal friends.



Chandi



Bindu



Tiny



Micky



Say right or wrong.

- 1.Chandi has a bushy tail.
- 2.Bindu has black spots.
- 3.Tiny has orange fins.
- 4.Micky has a brown beak.



Discuss the pictures with the students. Say the sentences aloud. Ask them to answer.



2 Our beautiful garden

Lesson 1



Listen, point and say.

trees/birds
butterflies
pond/bird bath
watering can/flowers
vegetables



trees



birds



pond



butterflies



bird bath



watering can



vegetables



flowers



Read the words and ask the students to point to the objects in the picture while repeating the words.

Let's talk about Senuri's garden.

Senuri has a beautiful garden.



e.g. :- There is a pond.

There are trees.

There is a.....

There are.....



Discuss the example with the students. Ask them to describe the garden.

Lesson 2



Listen and repeat.

pick
water
sweep
dump garbage
weed

Senuri keeps her garden clean.



She sweeps the garden.

She picks leaves.



She waters the plants.

She dumps garbage into the bin.



She weeds the garden.

Lesson 3



Listen, point and say.



Read and discuss the garden tools with the students.

Lesson 4



Let's read.

Let's clean our garden.

1. Take the



2. Sweep the



3. Pick the



4. Put the leaves into the



5. Water the



6. Wash your



Ask the students to guess the words for the picture clues.

Lesson 5




Let's play a game.



Picture A



Picture B



e.g. :- There are three trees in picture A.
There are two trees in picture B.

There is..... in picture A/B.

There are..... in picture A/B.



Ask the students to work in pairs and spot the differences in the pictures. Assign picture A to one student and picture B to the other student in the pair.

Lesson 6



Listen and do.

You need:

a paper plate
colour pencils
glue
sand
white paper
a pair of scissors

1. Take a paper plate.
2. Colour it blue.
3. Paste sand at the bottom.
4. Draw and colour three fish on the white paper.
5. Cut and paste them on the paper plate.
6. Draw and colour three long leaves.
7. Cut and paste them on the right side.
8. What is it?



Ask the students to bring the necessary materials. Explain the steps to the students.

Lesson 7



Read and enjoy.



Senuri is in the garden with her mother. One day, she sees some butterfly eggs on a leaf. They come every week to the garden. They check on the butterfly eggs.

Week 1



Week 2

What happens to these eggs?

A caterpillar comes out of the eggs.



Week 3

A caterpillar?
What happens to the caterpillar?

It eats the leaf .
It grows big.
It makes a cocoon.



Week 4



Oh! How wonderful!
Then what happens?

The cocoon breaks. A beautiful butterfly comes out.



Oh! great.
Butterfly, butterfly, come to my garden .



Ask the students to act out the dialogue. If needed, read it first with the students for practice.

Lesson 8



Read aloud.



I have a pet cat
he sat on my lap
to take a cat nap
then I pat his head.



Read the poem aloud and ask the students to repeat. With the highlighted words, explain the short vowel sound 'a' .



3 Places around me

Lesson 1



Look and say.

1



temple

3



2



church

4



mosque



kovil



Let's practise.

- 1) What's in picture number 3?
- 2) What's in picture number 1?
- 3) What's in picture number 2?
- 4) What's in picture number 4?

Lesson 2



Look and say.



post office



library



bookshop



hospital



Look and say.

- Senuri goes to the



to post a letter.

- Kumar goes to the



to see a doctor.

- Sonia goes to the



to buy an exercise book.

- Navaz goes to the




to borrow a book.

Lesson 3


turn right
go straight on
turn left




Listen and trace with your finger.



turn right



go straight on



turn left

Look and say.



Lesson 4



Listen, point and say.

railway station
car park
bus stop
airport
Where do.....?




railway station



car park



bus stop



airport

Listen and answer.

- Where do trains stop?
- Where do you park cars ?
- Where do buses stop ?
- Where do aeroplanes land ?

Lesson 5



Read and answer.

What...?
Where...?

Rasini and her family are going to Kandy. They are at the Fort railway station.

Attention please!

The train on platform five leaves Fort for Kandy.

It leaves at 5.30 a.m. It stops at Ragama, Veyangoda, Polgahawela and Peradeniya.



- 1) Where is Rasini's family going?
- 2) Where are they now?
- 3) What is the platform number?
- 4) What time does the train leave?
- 5) Where does it stop?

Lesson 6



Read aloud.



I go to the playground at weekends.



I go to the children's park at weekends.



I go to the beach at weekends.
Where do you go at weekends?

Lesson 7



Listen and find answers.



There is a cleaning campaign in Waruni's school.

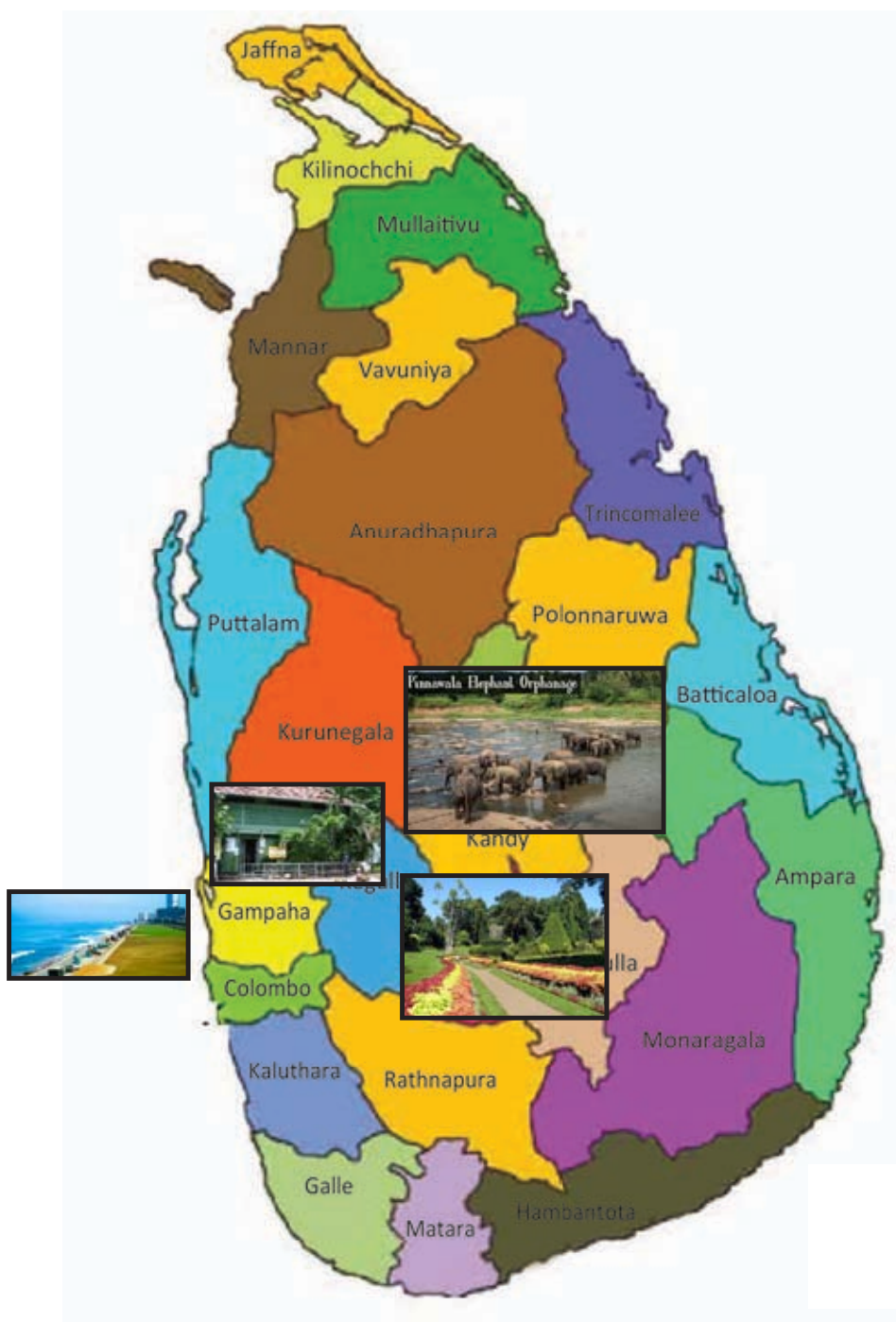


- 1) The notice is about a
- 2) The date is
- 3) The time is from..... to.....
- 4) It is at
- 5) organizes it.

Lesson 8



Point and say.



I like to visit the Dehiwala Zoo. There are many animals.
Where do you like to visit?



I like to visit.....

There are.....



4

Joy of work



Lesson 1



Listen, point and say.



farmer



teacher



doctor



nurse



postman

Lesson 2



Listen and repeat.

farm
post office
hospital
school

What do you do?



I work in the paddy field.
I'm a farmer.

I work in a hospital.
I'm a doctor.



I work in a school.
I'm a teacher.



I work in a post
office. I'm a
postman.



I work in a hospital.
I'm a nurse.



Lesson 3



Listen and enjoy.

There is a grasshopper and an ant. They are good friends. It's a fine day. The grasshopper is singing and dancing. But the ant is collecting food for the rainy season. The grasshopper cannot understand why the ant is working hard.



He asks, "Hey, ant! Why don't you play with me?"

The ant says, "I cannot. I am storing food for the rainy season."

The grasshopper laughs at the ant and says, "Why are you worrying now? There

is plenty of food!"

The grasshopper continues to play, while the ant is working hard. The rain comes. The grasshopper does not have any food. But the ant gave some food to the grasshopper.



Lesson 4



Listen, point and say.



coconut scraper



rice cooker



gas cooker



blender



refrigerator



oven



spoon



mortar and pestle

Lesson 5



Listen and repeat.



Mother : Come here, son. Let's watch the film Handaya.

Son : Ok, mother. I love that film.

Mother : First, press the power on button. Press 10 to select the channel.

Son : Ok. Then?


Mother : Increase the volume. Let's watch the film now.

Lesson 6



Listen and repeat.

Disney



Walter Disney is an artist.

He is famous.

He created many cartoon characters.

He created cartoon films.

These are five of his cartoons.

Mickey
Mouse



Minnie
Mouse



Donald
Duck



Goofy



Pluto



These are two of his films.



Snow White and Seven Dwarfs



The Jungle Book

Lesson 7



Let's sing.

Joy of Work

Work is fun, work is fun
it makes you happy
it makes you strong
let's help each other
and make them happy
work is joy, work is joy
and joy is yours.

Lesson 8



Let's sing.



Ten red hens
jumping on the bed
and one fell off.
The others said,
"Did you hurt your leg?
Shall we call the vet?"
But the hen said,
"No, the fun is not over yet."



Read the poem aloud and ask the students to repeat. With the highlighted words, explain the short vowel sound 'e'.



5 Our festivals

Lesson 1



Look and read.

Sinhala & Tamil
new year
Deepavali/ Vesak
Ramazan/Christmas



Vesak Festival



Sinhala and Tamil New Year



Ramazan Festival



Christmas



Deepavali Festival

Lesson 2



Look and read.



4 April						
S	M	T	W	T	F	S
	1	2	3	4	5	6
7	8	9	10	11	12	13
14	15	16	17	18	19	20
21	22	23	24	25	26	27
28	29	30				

Sinhala and Tamil New Year is in April.



Vesak is in May.



5 May						
S	M	T	W	T	F	S
			1	2	3	4
5	6	7	8	9	10	11
12	13	14	15	16	17	18
19	20	21	22	23	24	25
26	27	28	29	30	31	

10 October						
S	M	T	W	T	F	S
		1	2	3	4	5
6	7	8	9	10	11	12
13	14	15	16	17	18	19
20	21	22	23	24	25	26
27	28	29	30	31		

Deepavali is in October or in November.



Christmas is in December.



12 December						
S	M	T	W	T	F	S
1	2	3	4	5	6	7
8	9	10	11	12	13	14
15	16	17	18	19	20	21
22	23	24	25	26	27	28
29	30	31				

Lesson 3



Where are they going? Trace with your finger.



Meena



Navaz



Rasini



Tony



Lesson 4



Act out.

What are
you doing?
Where are
you going?
I'm...

It's Sinhala and Tamil New Year.

Meena: Happy New Year, Rasini!
Rasini: Happy New Year, Meena!
Meena: What are you doing?
Rasini: I'm making sweetmeats
with my mother.
Meena: Me too. See you later.



It's Ramazan.

Dasun: Happy Ramazan, Navaz!
Navaz: Thank you, Dasun.
Dasun: Where are you going?
Navaz: I'm going to the mosque
with my father.
Dasun: Ok, see you later.



It's Christmas.

Meena: Happy Christmas, Tony!

Tony: Thank you, Meena.

Meena: Where are you going?

Tony: I'm going to the church with my family.

Meena :Ok, see you later.



It's Deepavali.

Navaz: Happy Deepavali, Meena!

Meena: Thank you, Navaz.

Navaz: What are you doing?

Meena: I'm doing a design at the doorstep.

Navaz : It's beautiful.

Meena : Thank you, Navaz.



Lesson 5



Listen, point and say.



These are some festive food.

Sinhala and
Tamil New Year



milk rice

Ramazan



watalappan

Christmas



Christmas cake

Deepavali



laddu

Lesson 6



Read and find.

Sonia, Rasini, Kumar and Navaz visit each other for the new year.

1) Sonia and her family visit Rasini for the new year. She takes



for them.

2) Rasini and her family visit Meena for the new year. She takes



for them.

3) Kumar and his family visit Navaz for the new year. He takes



for them.

4) Navaz and his family visit Sonia for the new year. He takes



for them.

Answer.


What would you take to visit friends for the new year?

I take


Lesson 7



Match and speak.



It's the Vesak festival. Rasini and her friends are at the temple. What are they doing?



Dasun	is observing	flowers.
Navaz	is making	a Jataka story.
Meena	is giving	sil.
Nisal	is offering	alms.
Tony	is cleaning	Vesak lanterns.
Sonia	is reading	the temple garden.

Lesson 8



Let's wish our friends. Make cards to send them.

Let's wish Rasini.

Sinhala and Tamil
New Year

Let's wish Tony.

Christmas

Let's wish Dasun.

Vesak Festival

Let's wish Meena.

Thaipongal



6

Let's go shopping

Lesson 1



Listen, point and say.




Lesson 2



Look and match.



I like **this** T-shirt. **It** is beautiful.



I like **these** shoes. **They** are brown.



I like **that** cap. **It** is nice.



I like **those** socks. **They** are blue.



This or these? That or those?



..... frock



..... pens



..... ruler



..... pencils

Lesson 3



Act out.



At a shop

Nisal and his father are at a textile shop.

Salesman: Good morning sir. Can I help you?

Nisal's father: Yes of course. We want to buy a shirt.

Salesman: Is it for you sir?

Nisal's father: No. It's for my son.

Salesman: Do you like this?

Nisal: Can you please show me that blue one?

Salesman: Ok.

Nisal: I like this shirt, father.

Nisal's father: It's nice. Give me this one.

Salesman: Ok, sir.

Lesson 4



Listen and point to the price.

How much is this ruler?
It's ten rupees.



10	20	30
----	----	----

How much is this book?
It's forty rupees.



30	40	50
----	----	----

How much is this pen?
It's twenty five rupees.



25	35	45
----	----	----

How much is this pencil?
It's fifteen rupees.




5	10	15
---	----	----

Lesson 5



Read aloud.



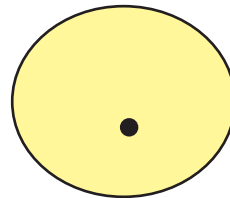

How much is this?

It's fifty rupees.

Do you like this red blouse?

Yes, I like it.

Point to (?) or (.) and read.



Can you give me that scarf

She is paying the bill

Can I help you

I have ten rupees

How much is this hat

What colour do you like

Lesson 6



Let's sing.



How many hats can you see?

One, two, three.

How many books can you see?

One, two, three.

You can count and you can buy
and you ask **HOW MANY.**

Sugar, you can't count
money, you can't count
butter, you can't count
and you ask **HOW MUCH.**

Lesson 7



Let's count.

01)

I have six flower cards.




My sister has four.



How many flower cards do we have?

02)

I have ten marbles.



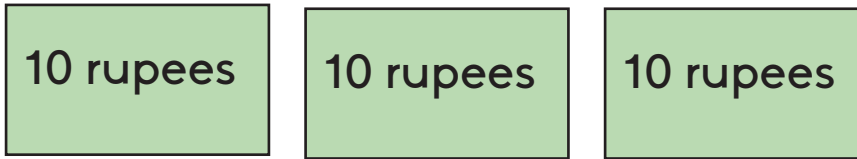
My brother has five.



How many marbles do we have?

03)

I have thirty rupees.



I give ten rupees to my sister.



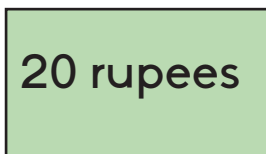
How much money do I have?

04)

I have thirty rupees.



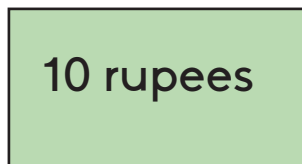
My father gives me twenty rupees.



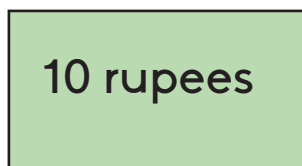
How much money do I have?

05)

I have fifteen rupees.



My sister has ten rupees.



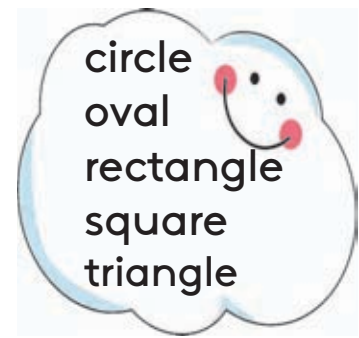
We give all to our mother to put into the till.

How much money do we have ?

Lesson 8



Read aloud and point.



circle



oval



rectangle



square



triangle

Listen and answer.



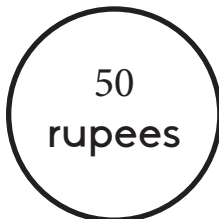




- e.g. :- What is the shape of the pocket? It is square.
What is the shape of the tennis ball?
What is the shape of the mirror?
What is the shape of the handkerchief?
What is the shape of the lunch box?

Take a  and play the game.

Look at the shapes for the price.



The students should roll the dice and identify the shape in the picture. Then, they should look at the price of the shapes in page 64 and say the price.

(8) How much is a ?



(9) How much is a ?



(10) How much is a ?



(11) How much is a ?



(12) How much is a



and a



?

(7) How much is a ?



(8) How much is a ?



(9) How much is a ?



(10) How much is a ?



(11) How much is a ?




(12) How much is a ?




Start again.
Put the dice
two times.

(2) Name



(3) Name



(4) Name




(5) What's
the shape of



(6) What's
the shape of



(1) Name



Start here.

Write the answers in your exercise book.

Lesson 8



Let's sing.



Here comes the hawker
pushing his handcart
a blue shirt for my father
a red purse for my mother
a purple skirt for my sister
a tasty dessert for me.



Beautiful colours
a world of colours!



Read the poem aloud and ask the students to repeat. Explain the long vowel sound 'e'.

hawker - a person who goes about selling goods.

handcart - the cart in which the goods are carried.



7

My calendar

Lesson 1



Listen and sing.



Monday, Tuesday, Wednesday too,

Thursday, Friday just for you.

Saturday, Sunday that's the end.

Now let's say those days again!

Monday, Tuesday, Wednesday, Thursday,

Friday, Saturday, Sunday!

Speak.

What day is it today?



Today is ...

Weekdays
Monday
Tuesday
Wednesday
Thursday
Friday

Weekend
Saturday
Sunday

Lesson 2



Listen and repeat.


This is how Senuri usually spends her week.

Monday		On Monday, Senuri plays chess.
Tuesday		On Tuesday, she goes swimming.
Wednesday		On Wednesday, she plays with her sister.
Thursday		On Thursday, she waters the plants in her garden.
Friday		On Friday, she reads books.
Saturday		On Saturday, she does her homework.
Sunday		On Sunday, she visits her grandmother.

Lesson 3



Listen and repeat.



Lesson 4



Listen, look at the calendar and say.



SEPTEMBER 2019

Mon	Tue	Wed	Thu	Fri	Sat	Sun
1	2	3	4	5	6	7
8	9	10	11	12	13	14
15	16	17	18	19	20	21
22	23	24	25	26	27	28
29	30					



Today is **Monday**.

Today is the **1st**.

Today is **Monday** the **1st** of **September**.

Today is **Monday** the **1st** of **September 2019**.



Ask the students to write the date everyday in their exercise books.

Read aloud.

First - 1st

Second - 2nd

Third - 3rd

Fourth - 4th

Look at the calendar in your classroom. Say the date.

Today is the of

Lesson 5



Let's make a calendar
of birthdays.

Take some colour papers.

Draw a balloon.

Cut it.

Write your name on it.

Take a demy paper.

Write the months of the year on it.

Paste your balloons against the correct month.

<i>Happy Birthday</i>	
January	
February	
March	
April	
May	
June	
July	
August	
September	
October	
November	
December	

Talk to your friends.



When is your birthday?

It is on 17th May.



Lesson 6



Listen and repeat.



How was the weather like last week?

Monday		It was sunny.
Tuesday		It was cloudy.
Wednesday		It was cloudy.
Thursday		It was windy.
Friday		It was rainy.
Saturday		It was rainy.
Sunday		It was sunny.

Let's sing.

Sunny, sunny, sunny, sunny,
it is sunny in the sky.
S-U-N-N-Y, sunny,
it is sunny in the sky.



Cloudy, cloudy, cloudy, cloudy,
it is cloudy in the sky.
C-L-O-U-D-Y, cloudy,
it is cloudy in the sky.



Rainy, rainy, rainy, rainy,
it is rainy in the sky.
R-A-I-N-Y, rainy,
it is rainy in the sky.



Windy, windy, windy, windy,
it is windy in the sky.
W-I-N-D-Y, windy,
it is windy in the sky.



Extracted from :- <https://youtube.com/ygryGkGpgUs>

Lesson 7



Listen and point to the clock.

Telling time



It's six thirty in the morning.

It's time to go to school.

Senuri is going to school.



It's ten thirty.

It's play time.

Senuri is playing with her friends.



It's one o'clock.

It's time to go home.

Senuri is going home.



It's five-fifteen.

It's tea time.

Senuri is drinking tea with her sister.



It's eight forty five.

It's time to go to bed.

Senuri is going to bed.





Make a clock face.
Practise telling the time.

Lesson 8



Let's play a whispering game.



- Paste some word cards on the board. Read the words. Divide the students into five groups. Ask them to form lines facing the blackboard. Whisper a word to the last student in each line. Ask him/her to whisper the word to the student in front of him/ her. Continue till the word comes to the first pupil. Ask the student in front to run to the board and take the word card. Ask him/her to run to the end of the line. Continue the game.
- Practise |ə| short vowel sound with the students using the following words.
above, ahead, about, agree, around, alone, arrive, apartment, again, etc.



8

Playing games

Lesson 1



Listen and mime.



walk



run



hop



skip



jump



catch



hit



throw



bend

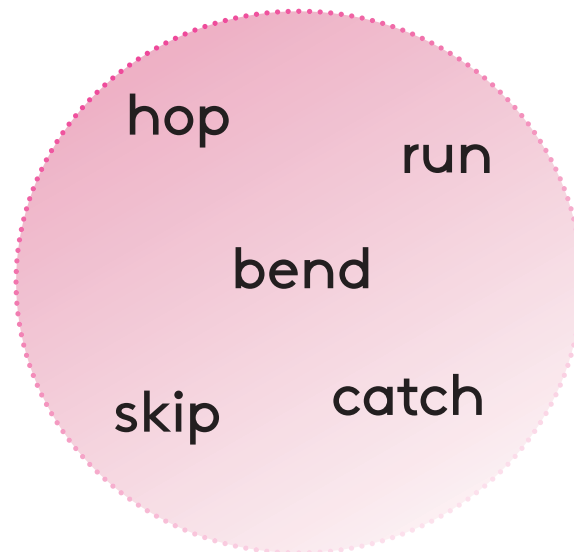


kick

What can you do?

We can ...

Mime these actions with your friend.



Lesson 2



Let's sing.

Let's have fun.

Run, run, run.

Let's run around and have a little fun!

Run around and have a little fun!

Fun time is for everyone.

Let's have fun.

Jump, jump, jump.

Let's jump up and have a little fun!

Jump up and have a little fun!

Fun time is for everyone.



Lesson 3



Listen and repeat.



walk

I am walking.

hop

It is hopping.

hit

She is hitting the ball.

bend

He is bending.

run

We are running.

jump

You are jumping.

skip

They are skipping.

Lesson 4



Ask and answer.

What are you doing?

e.g.:- I am reading a book.

We

He

She

They



Divide the students into groups of four. Ask the students to ask each other "What are you doing?" and respond. The students have to say what they are doing at the moment.

Let's play a game.



Divide the students into two groups. Ask the students to say what is happening now in or outside the classroom. The group which says more sentences will win.

Lesson 5



Listen and say.



reading



dancing



gardening



cycling



drawing



playing with pets

Speak.

My hobby is reading.
What's your hobby?

My hobby is
drawing.



Lesson 6



Listen and read.



Attention please!

We are introducing swimming, badminton and chess for grade 4 students. Please meet your sports teacher and join your favourite sports club!

Date: 10th September 2019

Time: 10.30 a.m.

Place: At the playground

Give short answers.

- 1) Name the sports in the announcement.
- 2) What day is the meeting?
- 3) Where is it?
- 4) At what time is the meeting?

Talk to five friends.

Ask the following.

I like cycling.
What do you like?



I like swimming.



I like to play netball.



Lesson 7



Listen and speak.



Good morning, my dear friends.
I'm Meena.
I'm 9 years old.
I like to play badminton.
My hobby is gardening.

Now speak about yourself.

Lesson 8



Let's play a game.

Write a word on a piece of paper.

(An action, sport, hobby or a game)

Crumple the paper into a ball.

Throw the paper balls to your friend.

Pick a paper ball.

Open the piece of paper.

Read the word aloud.

Make a simple sentence with the word.



e.g. :-

football

I like football.

Continue the game.

Read more words.

Make many sentences.

Lesson 9



Let's sing.



Bunny, the rabbit
is running fast
humming sunny songs
across the fields
in a summer day.

In the park
it was dark



Bunny, the rabbit
is watching a star.



Read the poem aloud and ask the students to repeat. With the highlighted words, explain the difference between the long and the short vowel sound |ʌ| and |ɑ:|.



9

Good practices

Lesson 1



Read and match.



This is how I spend my day.



A



B



C



D

I brush my teeth in the night.

I get up early in the morning.

I play with my friends in the evening.

I go to school everyday.

Lesson 2



Act out.

Excuse me
May I...
Please
Thank you
You're welcome



Rasini : Excuse me teacher, may I come in?

Teacher : Yes, you may.



Waruni : Please give me your pen.

Meena : Here you are.

Waruni : Thank you.

Meena : You're welcome.



Sonia : How are you, Kumar?

Kumar : I'm fine. Thank you.
How about you?

Sonia : I'm very well. Thank you.



Teacher : How are you all today?

Children: We're fine. Thank you.
How are you teacher?

Teacher : I'm great. Thank you.

Lesson 3



Read and match.

This is our school bus. Let's protect it.

We dump garbage into the bin.

This is our school wall. Let's keep it clean.

Trees are useful.

Let's wait for our turn.

They help us. Let's say thank you.

The road is busy. Let's follow the road rules.

A



B



C



D



E



F



G



Lesson 4



Read the good practices.

How many do you practise?

We have a good sleep.



We take dinner together.



We wash our hands before meals.



We eat healthy food.



We brush our teeth everyday.



We get up early.



We drink boiled water.



We are kind to animals.



Ask each student to select a good practice and make a poster. Then, ask them to stand in a circle and hold their posters up. Next, ask the students who have the same posters to step forward and read them aloud.

Lesson 5



Let's sing.

Brush your teeth up and down.
Brush your teeth round and round.
Brush your teeth from left to right.
Brush your teeth in the morning and night.
Brush, brush, brush, brush, brush, brush,
Brush your teeth in the morning and night.



Brush your teeth to keep them white.
Brush your teeth so that your smile is bright.
Brush your teeth it's so much fun.
Brush your teeth when you start the day.
Brush, brush, brush, brush, brush, brush,
Brush your teeth when you start the day.

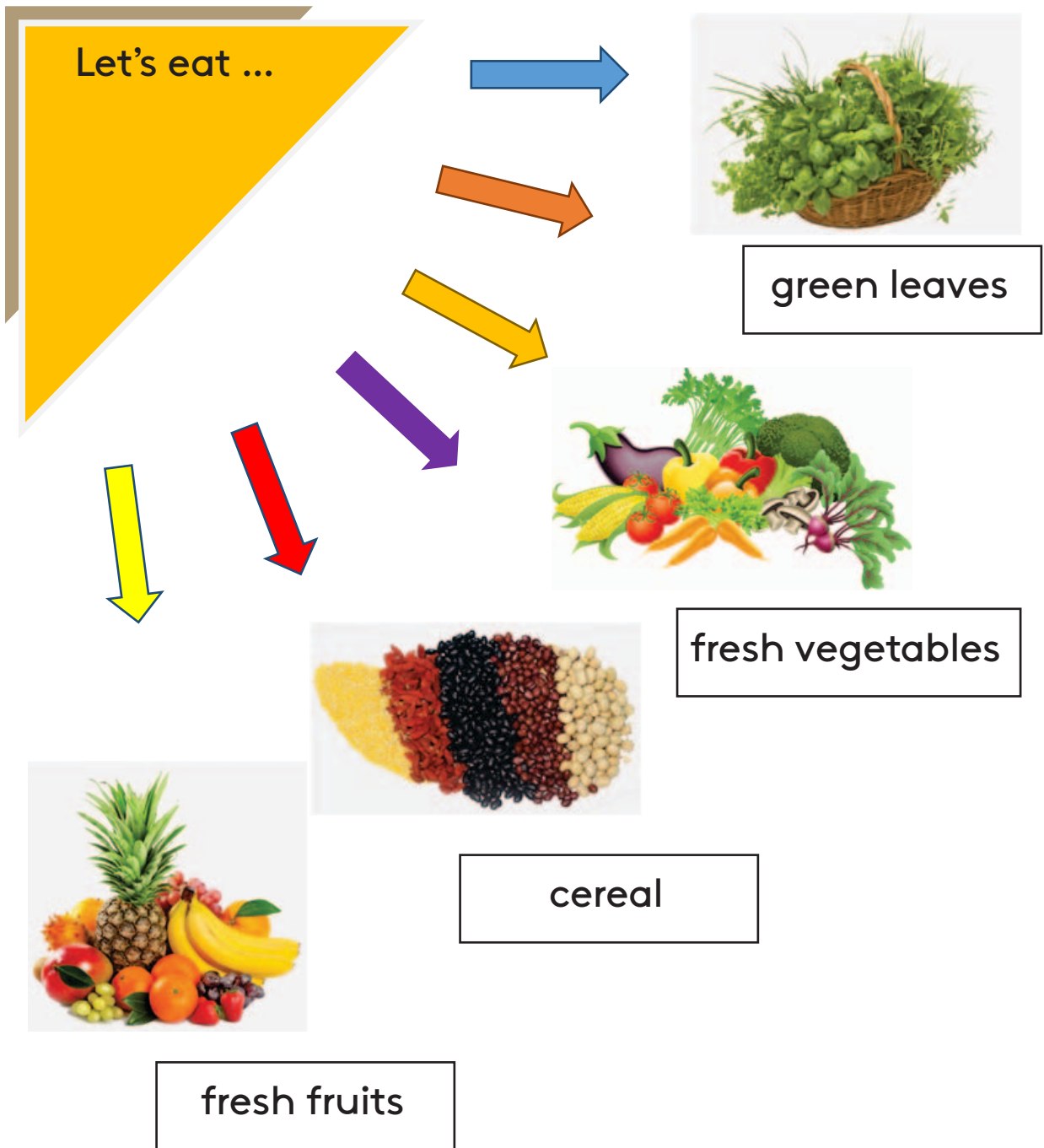


Brush your teeth just open and wide.
Brush your teeth from side to side.
Brush your teeth you sleepyhead.
Brush your teeth before you go to bed.
Brush, brush, brush, brush, brush, brush,
Brush your teeth before you go to bed.

Lesson 6



Read aloud.



What are the types of food you eat?

I eat

I don't eat

Lesson 7



Read aloud.



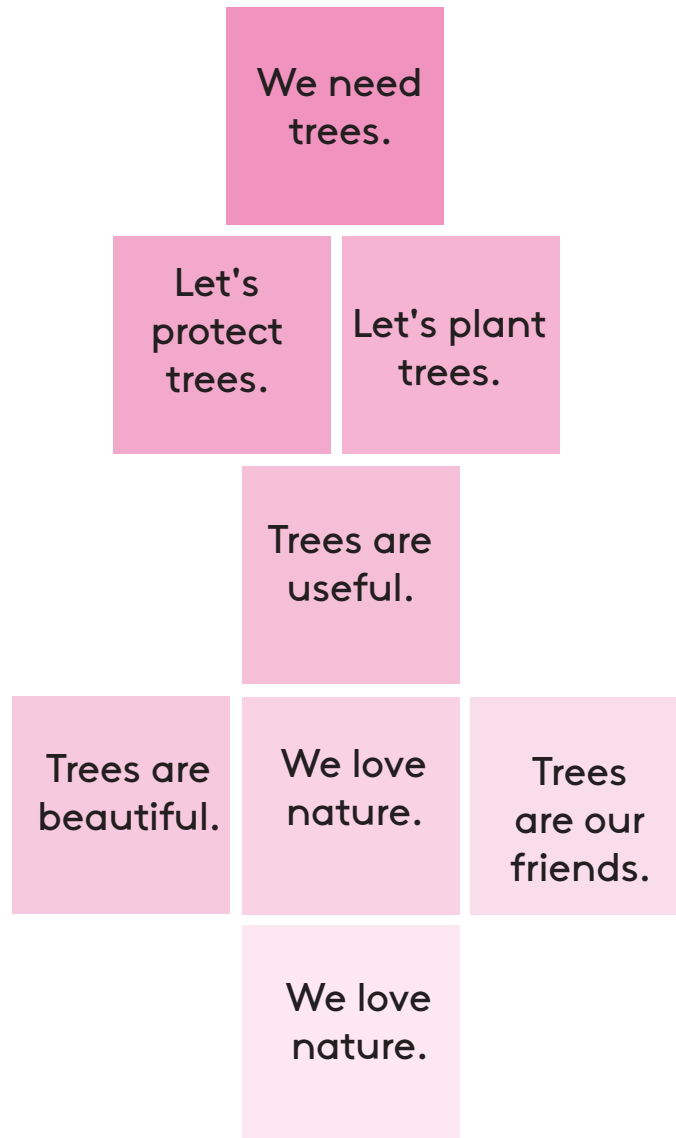
Read aloud.



Lesson 8



Let's play hopscotch.



Draw a hopscotch on a paper with the sayings. Paste it on the floor. Ask the students to play hopscotch. When the player lands on a square, he or she should read the saying aloud.

Lesson 9



Let's sing.



One vowel many sounds
many sounds one vowel
one is a short sound,
dog, fog, hot and dot.
The other is a long sound,
coll, woll, door and foor.



Read the poem aloud and ask the students to repeat. With the highlighted words, explain the difference between the long and the short vowel sounds |ɔ| and |ɔ:|.



10

Happy days

Lesson 1



Listen and match.



1		I'm hungry.
2		I'm thirsty.
3		I'm happy.
4		I'm sleepy.
5		I'm tired.

Now ask questions from your friends.

e.g. :- Are you hungry?

Yes, I am./No, I'm not.

Lesson 2



Read aloud.



I am helping **my** mother.



Rasini is helping **her** father.



Dasun is helping **his** grandparents.



The students sing with **their** teacher.



Is this **your** brother?



I have a pet and **its** name is Chandi.



We keep **our** school wall clean.

Lesson 3



Read aloud.

It's the Sinhala and Tamil new year. The students brought festive food to school. They arranged the festive food table. There were milkrice, kokis, christmas cake, laddu, watalappan and banana. Nisal, Tony, Meena and Navaz talked about the festive food.

Guess and say.

It's white in colour and square in shape. We use rice and coconut milk to make it. We make it for our new year. What is it?



It is sweet and brown in colour with a white icing top. It's square in shape. We use fruits to make it. What is it?



It's yellow and sweet. It has a shape of a ball. We make it using flour, butter and sugar. We make it for our new year. What is it?



It's very sweet and brown in colour. It's square in shape. It's a favourite dessert. We make it using eggs and Kithul jaggery. We make it for Ramazan. What is it?



Ask the students to describe other food items related to their colour and shape. The other students should guess the food item.

Have a 'guess and tell game' in your class.

Lesson 4



Read and act out.



Senuri : Hello, Waruni. I'm Senuri here.

Waruni: Hello , Senuri. How are you?

Senuri : Fine, thanks. Hope you are fine too.

Are you free on the 25th?

Waruni: Yes, anything special?

Senuri: Yes, my family is going to donate some books to a village school.

Waruni: Great! Can I give some books too?

Senuri: Yes, please. Come with your parents.

Waruni: Thank you so much. See you on the 25th.



Lesson 5



Read and guess the words.

This is how Nisal celebrated his birthday.

I celebrated my (1)



birthday.

My mother cooked (2)



I planted a mango (3)



I donated three (4)



to the library.

My grandparents visited our (5)
see them.



I was happy to

In the evening, my (6)



visited me.

I enjoyed my birthday very much.

(a) home

(b) books

(c) 9th

(d) plant

(e) friends

(f) milk rice

Lesson 6



Read aloud and act out.

Teacher : Good morning, children!

Pupils : Good morning, teacher!

Teacher : Did you enjoy the holidays?

Pupils : Yes, teacher.

Teacher : What did you do?

I played with my friends.



Senuri

I went on a picnic with my friends.



Nisal

I watched a drama.



Kumar

I visited the zoo.



Sonia

Lesson 7



Act out.

Let's sing.

If you are happy
and if you know it
clap your hands.

If you are happy
and if you know it
tap your shoulders.

If you are happy
and if you know it
nod your head.

Lesson 8



Let's sing.



One vowel many sounds
many sounds one vowel
one is a short sound,
book, cook, bull and full.

The other is a long sound,
spoon, broom, blue and true.



Read the poem aloud and ask the students to repeat. With the highlighted words, explain the difference between the long and the short vowel sounds | u | and |u:|.