

UNIT 03

WHERE'S EVERYTHING

Role Play

A tourist from Sweden wants to go to the National Museum.

Tourist : Excuse me, Where is the National Museum?

Sandaru : It's **in** the Main Street.

Tourist : How can I go to the Main Street?

Sandaru : Go along this road and turn left. It's the Main Street.

Tourist : Alright.

Sandaru : There is a park on your right. **Next to** the park is the Museum. It is **between** the park and the Art Gallery. You can find it easily.

Tourist : Thank you very much.

Sandaru : You're welcome. Enjoy your visit!

Activity 1

Read the role play and put a tick (✓) or a cross (×).

1. There are two characters in the dialogue.
2. The tourist wants to go to the Art Gallery.
3. They are in the Main Street now.
4. The park is in the Main Street.
5. Sandaru knows how to go to the Museum.



Listen and Do

Activity 2

Let's play a game.

I spy with my little eyes something beginning with.....

Speaking

Activity 3

Pair work - Make a list of things in the classroom. Use the following sentence patterns.

Example: - The record book is on the teacher's table.
There is a calendar on the wall.
There are some flowers in the vase.

3.1) *Where is the red ball?*



on
A



in/inside
B



near
C



between
D

3.2) *Answer the following questions.*

- What is **on** the table?
- What is **on** the cupboard?

- What is **in** your bag?
- What is **in** the classroom?

- What is **near** your desk?
- What is **near** the teacher's table?

- What grade 6 class is **between** grade 6A and 6C?
- Who is sitting **between** you and (name of student)?



Writing

Activity 4

Write complete sentences.

Example:- a) The television is **between** the dog and the cat.

a)



b)



c)



d)




e)



f)



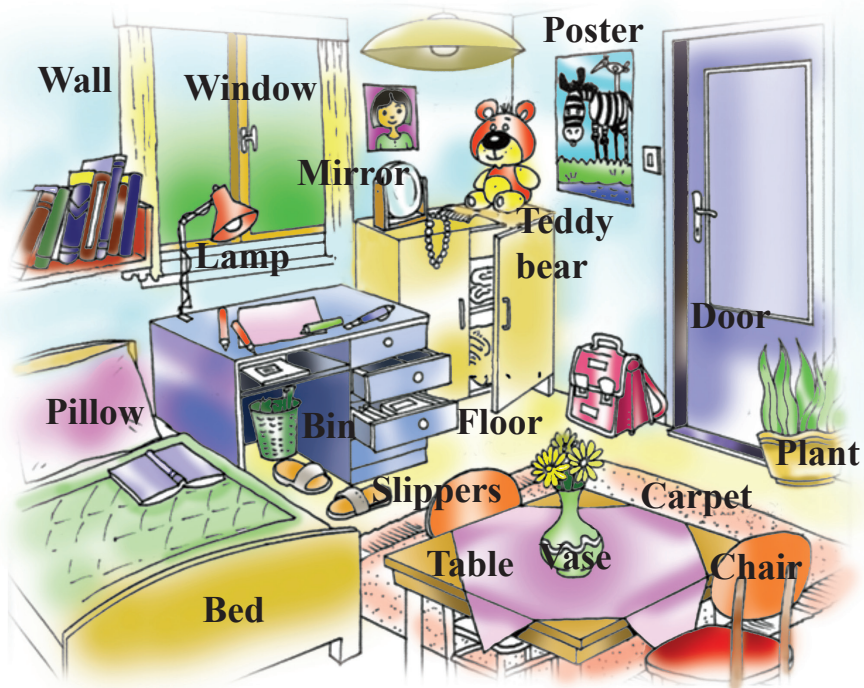
g)



Find and Speak

Activity 5

Describe the following picture.




- Example:-**
- The lamp is on the writing table. /There is a lamp on the writing table.
 - The pens are on the writing table. /There are four pens on the writing table.

Listen and Draw

Activity 6

Listen to your teacher and draw.

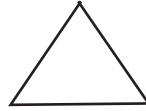
Square




Rectangle



Traingle



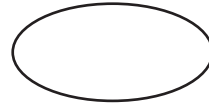
Circle



Crescent



Straight Line



Oval

Writing

Magic Box

Activity 7

Oh look ! Here is a magic box. What can you see in the box?



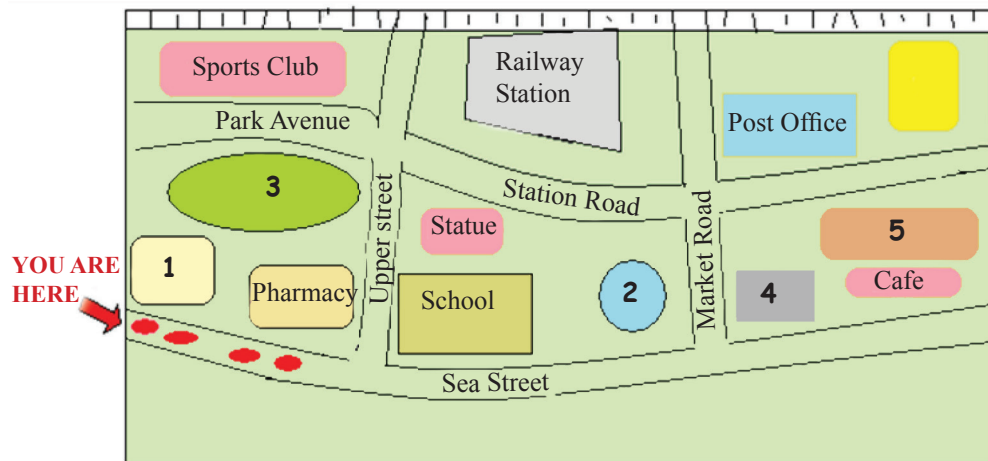
Example:-

There is a red pen, a white..... There are three balls, four...



Activity 8

8.1) Listen, follow the directions and name the buildings.



Now compare your map with your friend's map.

8.2) Read and underline the correct sentence.

1.
 - a) The school is on the corner of Upper Street and Sea Street.
 - b) The railway station is on the corner of Upper Street and Sea Street.
 - c) The bank is on the corner of Upper Street and Sea Street.
2.
 - a) The playground is opposite the pharmacy.
 - b) The playground is opposite the post office.
 - c) The playground is opposite the cafe.
3.
 - a) The clock tower is next to the railway station.
 - b) The clock tower is next to the school.
 - c) The clock tower is next to the hospital.

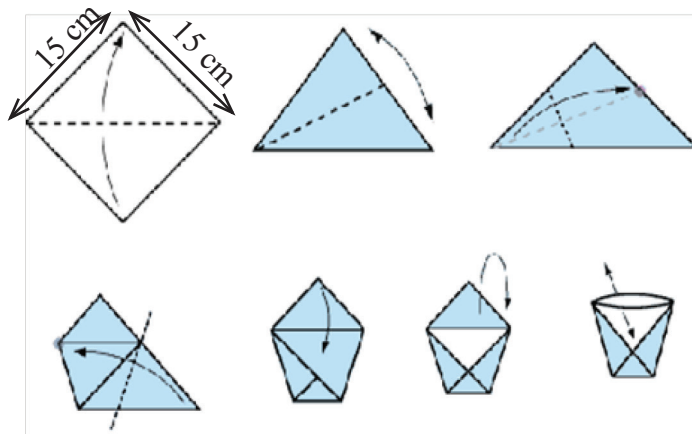


- 4.
- a) The cafe is next to the market.
 - b) The cafe is next to the bank.
 - c) The cafe is next to the playground.
- 5.
- a) The sports club is in Upper Street.
 - b) The sports club is in Market Road.
 - c) The sports club is in Park Avenue.

Let's Make an Origami Cup

Activity 9

Let's make an Origami cup. Follow the picture clues.



Instructions:

- a) Take a square piece of paper. Fold it diagonally.
- b) Now you have a triangle.
- c) Fold the left corner in.
- d) Then turn the right corner in.
- e) Fold the top flaps down in opposite directions.
- f) Now show your paper cup to your friends.



Plurals of Nouns

Let's study how singular nouns form their plurals.

Most nouns form the plural form by adding **-s** to the singular.

Singular (one)

a dog
a boat
a cat
a song
the shop
the tree
one teacher
one book

Plural (more than one)

dogs
boats
cats
songs
the shops
the trees
two teachers
five books

When a singular noun ends with **s**, **sh**, **ch** or **x**, its plural is formed by adding **-es**.

Singular (one)

a bus
a glass
a brush
a watch
a box

Plural (more than one)

buses
glasses
brushes
watches
boxes

When the last letter of a singular noun is **y** and the letter before **y** is a consonant, its plural is formed by changing **y** to **ies**.



Singular (one)

baby

lady

city

fly

Plural (more than one)

babies

(last letter - y, consonant - b)

ladies

cities

flies

Some nouns ending with **f** and **fe** form their plural by adding **ves**.

Singular (one)

leaf

knife

life

calf

Plural (more than one)

leaves

knives

lives

calves

Some nouns have different singular and plural forms.

Singular (one)

man

woman

child

tooth

foot

mouse

Plural (more than one)

men

women

children

teeth

feet

mice



Activity 10

Fill in the blanks with the correct form of the nouns.

- 1) There were three (mouse) on the roof.
- 2) Colombo and Kandy are big (city).
- 3) I have two.....(brush) to clean my.....(tooth).
- 4) These (bus) are broken.
- 5) I saw two (baby) in the cot.
- 6) That tree has brown (leaf).
- 7) The cook brought many (knife).
- 8) The (shop) are open today.
- 9) These(child) are good readers.
- 10)Keep your pencil (box) on the table.

