

UNIT 11

ECO FRIENDS

Role Play

Arul : Hello Hasan, how was your weekend?

Hasan: It was great! We went to the Royal Nature Park.

Arul : Really? What did you see there?

Hasan: There were many beautiful flowers and different kinds of trees. I took a lot of pictures too.

Arul : Could you bring them next week? I'd love to see them.

Hasan: Do you know that there are some people who pluck these beautiful flowers, write on trees and throw food all over the park?

Arul : That is very bad. They should not do it.

Hasan: Yes, that's true.

Arul : What else did you do?

Hasan: We sat under a large tree and had our lunch.

Arul : That must have been wonderful.

Hasan: Yes, it was and we did not forget to put all the leftover food into the garbage bins.

Arul : I would love to go to the National Park too.

Hasan: You should and if you like, I will come with you.

Arul : Thank you, Hasan. That will be nice.

Answer the following questions:

- a. Where did Hasan go on the weekend?
- b. What did he see there?
- c. Write a list of things that you should not do in a national park.



Nature Lovers

I am Pubudu Perera. I am in Grade six. I like gardening and reading books in my free time. I have a small garden in my home. There are different types of vegetables and fruits in my garden. I work in the garden with my mother and father.



We have a compost pile in our garden and we only use compost as fertilizer for the fruits and vegetables we grow. This way we will not kill any of the animals and insects that help the plants to grow in my garden. We enjoy picking the fresh fruits and vegetables from our garden. We also give some of these fruits and vegetables to our neighbours. When I grow up, I want to write a book on the importance of protecting the environment.

I am Raman Subramaniam. I am in grade six. I like riding my bicycle and drawing pictures. My father bought me a bicycle for my birthday. I did not know how to ride it at first. Then, my mother and father taught me to ride it. Now, I go everywhere in my bicycle. My father and I ride the bicycle to school. My mother goes to the market in her bicycle. We go to the Kovil on our bicycles.



My father tells me that the bicycle is the only vehicle that is good for the environment. When I grow up, I want to have an art exhibition. The exhibition will have beautiful paintings of my country. They will all be paintings of what I saw when I rode my bicycle.

Activity 1

Read the above text and list out what Pubudu and Raman like to do.

Activity 2

Write a small paragraph about what you like to do in your free time.

Activity 3


Fill in the blanks with the given words.

enjoy, market, useful, reading, compost, fresh, write, art, essays, drawing

- 1) I like to do activities.
- 2) I am happy to eat vegetables.
- 3) is a good hobby.
- 4) I write good
- 5) We picking fresh fruits and vegetables.
- 6) He likes pictures.
- 7) We have a pile in our garden.
- 8) My mother goes to the
- 9) Pubudu willa book.
- 10) Raman hopes to have anexhibition.



My Favourite Animal



My favourite animal is the zebra. I like zebras the most because they are very innocent animals. They belong to the horse family and live in groups. They are mammals and are herbivorous. Every zebra has a special pattern of black and white stripes. A baby zebra is brown and white at birth and is called a foal.

Zebras walk and gallop like horses. They hear and see very well. Their eyes are on the sides of the head. It helps them to see what is happening all around them. They have large pointed ears and can turn their ears to any direction.

Zebras are fast runners. They can run about 35 miles per hour. They run from side to side to protect from animals who hunt them. They sleep while standing and bray when they are in danger to warn the other zebras. The leader of the herd of zebras stays at the back of group.

Today, the zebras have lost many of their land and are in danger because of humans. Humans have destroyed many of the land to build houses and to cultivate. The zebras are also killed for their skin. Their skin is used to make carpets, coats and hand bags. Many governments have built national parks to protect the zebras but we all have to stop doing things that harm animals like my favourite animal, the zebra.



Activity 4

Match the words in column A with their meanings in column B.

A	B
herbivorous	harmless
protect	a natural home of a plant or an animal
innocent	causing harm
habitat	to inform someone of possible danger
danger	an animal that feeds milk to its young
mammals	keep safe
warm	feeding only on plants

Activity 5

Mark True (T) or False (F).

- 1) Zebras eat meat.
- 2) They are good at hearing.
- 3) They have large and pointed ears.
- 4) We can see them in national parks.
- 5) We must not harm this innocent animal.



Activity 6

Writing

- 1) Why does the writer like zebras?
- 2) What is their family?
- 3) What are the colours of baby zebras?
- 4) Do they hear and see well?
- 5) How do they run to protect from other animals?
- 6) What is their running speed?
- 7) How do they sleep?
- 8) Where are they protected?
- 9) Why should we protect animals? Give two reasons.
 - a) because they are living beings
 - b)
 - c)
- 10) Do you like zebras? Give reasons.
- 11) Write a paragraph about “zebras” using your own words.

Group Work

Activity 7

Think about an animal you all like. Find more information about it. Collect pictures. Present them in a booklet.

Listening

Activity 8

Listen to the news item and complete the grid.

01	Name of the animal	Zebra
02	Month of birth
03	Place of birth	Dehiwela
04	The country of baby zebra's parents
05	Parents' age years old
06	Number of zebras in the zoo

Animals and Their Young

The words for baby animals are different from their parents.

Eg:- cow – calf
dog – puppy
giraffe – calf
tiger – cub
camel – calf
fox – pup
alligator– hatchling
bat – pup
bee – larva
butterfly– caterpillar



Activity 9


Here are the names of the animals and their babies. Match them.

Animals

- 1) cat
- 2) sheep
- 3) pig
- 4) hen
- 5) lion/bear/fox
- 6) bird
- 7) deer
- 8) elephant
- 9) horse
- 10) goat
- 11) duck
- 12) goose

Babies

- chick
- kid
- gosling
- kitten
- duckling
- lamb
- cub
- foal
- nestling
- calf
- fawn
- piglet





Activity 10

Name animals and their babies.



cat – kitten





elephant	sheep
kitten	duckling
lamb	kid
hen	calf
pig	cat
chick	bird
piglet	nestling
goat	deer
duck	lion
cub	fawn

Riddles

There are some riddles. Can you guess the answer?

- a) It is a small, white flower. You can see this in your garden. Women wear this in their hair. It is important for weddings, religious and cultural activities. A garland of this flower is very popular among Hindus. Its name starts with 'J'. What is it?

J _ _ _ _ _

- b) It is a round, orange or green fruit. It has segments inside. Its seeds are called pips. It is a source of vitamin B, C and fibre. It helps to have good health. We can make a delicious drink from it. It is sweet and sour. Its name starts with 'O'. What is it?

O _ _ _ _ _



c) It is a palm tree. Each part of the tree is very useful. We make oil from its fruit. We get treacle and toddy from its flower. Its leaves are used to thatch houses. Its trunk is used to build houses. We make ropes, brooms and rugs using husk of this fruit. It has a shell inside. We make spoons using it. The name of this tree starts with C. What is it?

C _ _ _ _ _ t _ _ _

d) I am a vegetable. I am round and red in colour. I come in different sizes. I'm green in colour when I am young. I am used in salads, sauces and drinks. I have small seeds and a thin skin. I give you vitamins C and A. What am I ?

T _ _ _ _ _

Affixes

The word class and / or the meaning of words are changed by adding affixes.

un, ful, less, dis, ily, ness, fully, re

a) The meaning of the word is changed, but the word class is same.

adjective —————> adjective (opposite)

happy	-	un happy	honest	-	dis honest
kind	-	un kind	like	-	dis like
common	-	un common	obey	-	dis obey
lucky	-	un lucky	connect	-	dis connect
true	-	un true	agree	-	dis agree
usual	-	un usual	order	-	dis order



verb —————> **verb (opposite)**

do - **undo**
tie - **untie**
button - **unbutton**

verb —————> **verb**

use - **reuse**
write - **rewrite**
play - **replay**
start - **restart**

b) The word class and / or the meanings of the word are changed.

verb —————> **adjective**

care - **careless**
harm - **harmless**
cheer - **cheerful / cheerless**
colour - **colourful / colourless**

noun —————> **adjective**

beauty - **beautiful**
spoon - **spoonful**

adjective —————> **noun**

kind - **kindness**
happy - **happiness**
sad - **sadness**
quick - **quickness**
neat - **neatness**



Activity 11

1) Match the words with their opposites.

A	B
kind	disobey
obey	unhappy
agree	unkind
happy	unlucky
lucky	disagree
tie	undo
do	untie

2) Fill in the blanks with the correct word.

honest, hardworking, cheerful, colourful, unkind

- 1) Your picture is
- 2) Parami is an girl.
- 3) Raj is the first. He is
- 4) Nurses are kind. Is she kind or?
- 5) Lavanya has a smile in her face. She is

3) Write opposites of these words.

- a) common -
- b) order -
- c) usual -
- d) connect -
- e) agree -



Let's Play a Game

Play a game with a friend using a dice and two buttons. Start from A and reach B.

A



1	2 Planted a tree. Go to 5	3	4 Hurt animals. Go back to 1	5	6 Left light on. Go back to 3
					7
13	12 watered a plant. Throw again	11	10	9 Threw a banana skin. Go back to 7	8
14					
15	16	17 Left a tap running. Go back to 11	18	19	20 Put rubbish in a bin. Throw again
					21
27	26 picked up the rubbish. Throw again	25	24 spat everywhere. Go back to 13	23	22



B

