

# UNIT 03

## PLEASURE

### Activity 1



### Act out

Saumya, Sahan and their parents are in Kandy to see the Kandy Perahera.

**Mother:** Saumya, Sahan, look! The Perahera is about to begin.

**Sahan:** Let's go to the front, so that we can see better.

**Father:** Look at the whip-crackers and the fireball acrobats leading the way. **There are** many of them now. **There were** fewer of them a few years ago.



**Sahan:** Father, don't you think **that there will be** more in the future?

**Mother:** You never know.

**Saumya:** Look! **There's** a beautifully decorated baby elephant.

**Sahan:** Oh! I missed it.

**Father:** Don't worry. **There will be** more.

**Sahan:** Saumya, **there's** a majestic tusker coming this way. What is it carrying on its back?

**Mother:** It's the sacred Tooth Relic of Lord Buddha.

## Activity 2



### Writing

Complete the following sentences using phrases from the dialogue.

1. Sahan and his family are in .....
2. There are ..... and ..... leading the way.
3. Father said that ..... fewer whip-crackers a few years ago than now.
4. Sahan did not see .....
5. A majestic tusker was carrying .....

### There is / are / was / were /will be

#### Present - is / am / are

- There **are** many elephants in the Kandy Perahera.
- There **is** a beautifully decorated baby elephant.

#### Past - was / were

- There **was** a majestic tusker carrying the scared Tooth Relic.
- There **were** more whip-crackers in the Kandy Perahera in the past.

#### Future - will be

- There **will be** more dancers as the Kandy Perahera continues.
- There **will be** a cultural show at the cultural centre.

is not – isn't  
are not – aren't  
was not – wasn't  
were not – weren't  
will not be – won't be

### Activity 3

Make sentences.

There	was were	<ul style="list-style-type: none"> <li>a carnival here last week.</li> <li>an art exhibition yesterday.</li> <li>two friends with me.</li> </ul>
	wasn't weren't	<ul style="list-style-type: none"> <li>a pencil box or a dictionary in my bag.</li> <li>any beautiful paintings in the art exhibition.</li> <li>many passengers on the bus.</li> </ul>

*e. g.* :- There was a carnival here last week.

There	will be won't be	<ul style="list-style-type: none"> <li>a book fair tomorrow.</li> <li>a drama competition next week.</li> <li>more books in the library next year.</li> <li>six teams for the cricket tournament.</li> <li>a lecture on "Modern Technology".</li> <li>more different items in the programme.</li> </ul>
-------	---------------------	---

Is Are Was Were	there	<ul style="list-style-type: none"> <li>a bank here? Yes, there is.</li> <li>any questions regarding the lesson today?</li> <li>forty students in the class yesterday?</li> <li>a train to Colombo now?</li> <li>a purse on the table yesterday?</li> <li>any students in the library now? Yes, there are.</li> </ul>
--------------------------	-------	--


## Activity 4

Identify the differences between the old Main Street and the new Main Street in Colombo. Write a description using the words / phrases given below.


bullock carts, carpeted road, old building, World Trade Centre, rails, three-wheelers, new buildings, tram cars, old vehicles, vans, light posts, cars

*e.g.* :- The Main Street in Colombo looked very different a hundred years ago.....

### A Main Street, Fort, Colombo (1910)



### B Main Street, Fort, Colombo (now)



## Activity 5

Read the story and fill in the blanks with **was**, **were** or **will be**.

### Merryland

Once upon a time there was a country called Merryland. In this country there..... a village called “Cheerville.” There ..... cheery people in that village. They always smiled at each other and led a joyous life. They enjoyed music a lot. Whenever they .....free and feeling happy, they sang songs to cheer up the village.

There will be no wars  
There will be no foes  
There ..... many moments of happiness!

There ..... more friends  
There ..... more dreams  
There will be many moments of happiness!



## Activity 6

Read the clues and construct the story.

### FRIENDSHIP IS A STRONG WEAPON

- a lion and a deer in the jungle
- hot weather
- lion - a pool / to drink water
- both want to drink first
- attack each other
- hurt each other
- tired
- hear scream of vultures
- vultures wait to eat them
- become friends
- drink water together
- friendship save their lives

Start like this.

Once there was a lion and a deer in a jungle.....


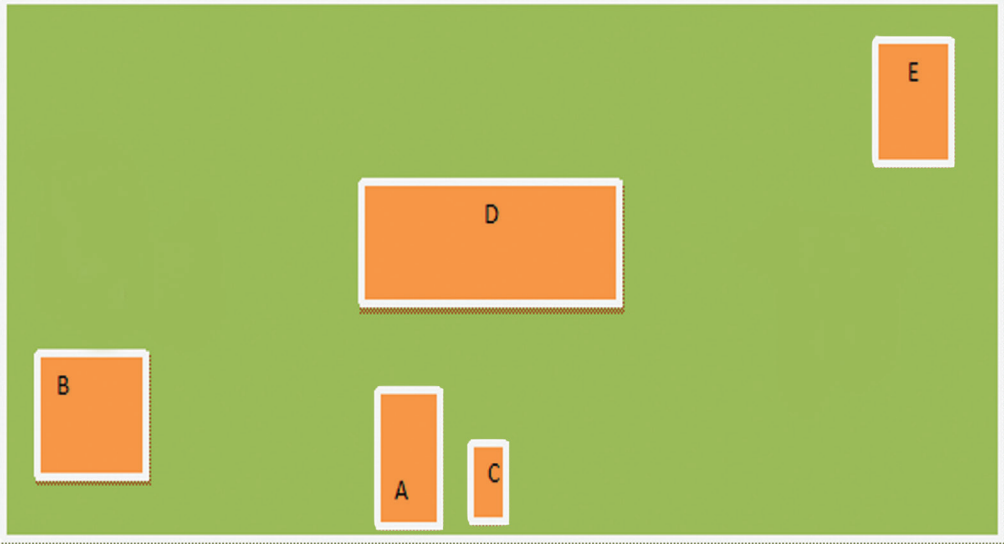




## Activity 7

### Listening

Your teacher will read out a passage about a picture of a playground. Listen to it and write the correct letters under the pictures.



## Activity 8

Read the poem and answer the questions.

### *Flying*

*I saw the moon,  
One windy night,  
Flying so fast—  
All silvery white—  
Over the sky  
Like a toy balloon  
Loose from its string—  
A runaway moon.  
The frosty stars  
Went racing past,  
Chasing her on  
Ever so fast.  
Then everyone said,  
“It’s the clouds that fly,  
And the stars and moon  
Stand still in the sky.”  
But I don’t mind—  
I saw the moon  
Sailing away  
Like a toy  
Balloon.*

*J. M. Westrup*



1. What is the poem about?  
a) the sky                      b) the moon                      c) the toy balloon
2. What did the moon look like?  
a) a toy balloon              b) a star                          c) a string
3. Name the objects in the sky given in the poem.
4. Find rhyming words.  
a) moon -                              b) night -  
c) fly-                                      d) past-
5. What is the name of the poet?
6. Find the suitable word to describe the following.  
(runaway, windy, frosty, silvery)  
a) ..... night      c) ..... moon  
b) ..... white      d) ..... stars



## Reading

### Flying Kites

Flying kites is a popular pastime in our country. There are kites of different shapes, colours and sizes. Cobra and peacock-shaped kites are most popular among children. August is the best season for flying kites in Sri Lanka because it is dry and windy. Furthermore, most children have their school holidays in August. This gives them much time to fly kites and have fun.

Making a kite is easy and inexpensive. Kites can be made using the midrib of coconut leaflets or bamboo sticks, tissue papers, cotton twine and glue. It is believed that the first kite was made in China. In the past, kites were used in war to send signals to their troops. Even today the Chinese consider the kite as a symbol of good fortune.

Kites are flown in open areas like paddy fields, beaches and large fields. They are flown by young children and adults alike because it is an entertaining recreational activity. Flying kites is enjoyable not only to those who are flying them but also to the spectators.

The International Kite Festival and other competitions are held in Sri Lanka annually. One such competition was held at the Duraiyappa Stadium in Jaffna in 2014. One of the highlights of this event was the awarding of a special prize to a ninety-four year old participant for taking part in this competition.





## Activity 9

1) Fill in the blanks with the given words.

dry, windy, first, colours, popular, shapes, open

1. Kite flying is very .....among children.
2. Kites are different in ..... , ..... and sizes.
3. August is a ..... and .....season.
4. The Chinese made the ..... kite.
5. Kites are flown in ..... areas.

2) Match the subtitles with each paragraph.

- a - International competitions*
- b -The experience of flying kites*
- c - A popular hobby*
- d - Making a kite*

## Activity 10

Fill in the table with the words given below.

stop, pencil, yes, party, show, penguin, bush, parrot, dish, pain, nice, face, spell, phone, shirt, first, stool, philosopher, race, farm, shell, sheep, school, ship, shut, soup, office, soap, shadow, tape, fish, cough, grass, cliff, cash, roof, rough, knife

Begins with <b>s</b> sound	Begins with <b>sh</b> sound	Begins with <b>f</b> sound	Begins with <b>p</b> sound	Ends with <b>s</b> sound	Ends with <b>sh</b> sound	Ends with <b>p</b> sound	Ends with <b>f</b> sound
<i>e.g. :-</i> stop	shell	farm	pencil	grass	cash	soup	cliff

## Let's learn modals

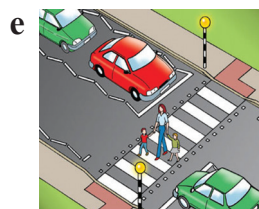


### Must and should

- **Must** and **should** are used to give advice and express necessity.
- **Must** is stronger than **should**.

### Activity 11

1) Match the pictures with the sentences. Write the letter of the picture against each sentence.



- 1) You must not park vehicles here.
- 2) You must fasten your seat belt.
- 3) You must cross the road at the zebra crossing.
- 4) You must wash your hands before meals.
- 5) You must not litter the streets.


2) Fill in the blanks with **must** or **must not** / **mustn't**.




- |   |  |
|---|--|
| <ol style="list-style-type: none"> <li>1. You ..... eat or drink.</li> <li>2. You ..... return the books on time.</li> <li>3. You ..... handle the books with care.</li> <li>4. You ..... scribble on the books.</li> </ol> | <ol style="list-style-type: none"> <li>1. You ..... wear a swimming costume.</li> <li>2. You ..... run.</li> <li>3. You.....obey the lifeguards.</li> <li>4. You..... push your friends into the water.</li> </ol> |
|---|--|

3) Match the information in column A with column B.

- |   |  |
|---|--|
| <ol style="list-style-type: none"> <li>1. There are many beautiful T- shirts in the shop, but they are too big for me.</li> <li>2. I went to bed late last night. Today, I woke up late. It is 7.15 now. I might be late for school.</li> <li>3. The box is too heavy. My brother can't carry it.</li> <li>4. I'm very tired after the scouting trip.</li> <li>5. I have no time to do my homework. I like to watch cartoons. I watch TV nearly two hours a day.</li> </ol> | <ol style="list-style-type: none"> <li>a. You should hire a three-wheeler.</li> <li>b. You should help him.</li> <li>c. You should rest.</li> <li>d. You shouldn't buy them. Why don't you try at another shop?</li> <li>e. You shouldn't watch TV so much. Think about your studies too.</li> </ol> |
|---|--|

## *Can and Would*

- **Can** is used to talk about ability, to ask and give permission and when offering something.
- **Would** is used as a polite form, in request and to offer something.




## Activity 12


Fill in the blanks with the correct words / phrases and answer the questions.


cook - dance - play the guitar - play the piano - play tennis -  
ride a bicycle - ride a horse - sing - skip - swim

1. Can you  .....? Yes, I can / No, I can't.

2. Can you  .....? Yes, I can / No, I can't.


3. Can you  .....? Yes, I can / No, I can't.


4. Can you  .....? Yes, I can / No, I can't.


5. Can you  .....? Yes, I can / No, I can't.


6. Can you  .....? Yes, I can / No, I can't.



7. Can you  .....? Yes, I can / No, I can't.

8. Can you  .....? Yes, I can / No, I can't.

9. Can you  .....? Yes, I can / No, I can't.

10. Can you  .....? Yes, I can / No, I can't.

**Activity 13**

Ask a question using 'would'.

1. *e.g. :-*  Would you like an orange?

2.  .....

3.  .....













.....



.....

### Activity 14

Ask and answer.

e.g:- 1) Would you like some grapes?  
Yes, please.

.....

.....

.....

.....

### Activity 15

Vihanga received the following note from Saumya. Read it and write a reply using the given phrases.

Dear Vihanga,

My father will be taking us to the exhibition tomorrow. There will be a circus too. Please join us.

Saumya

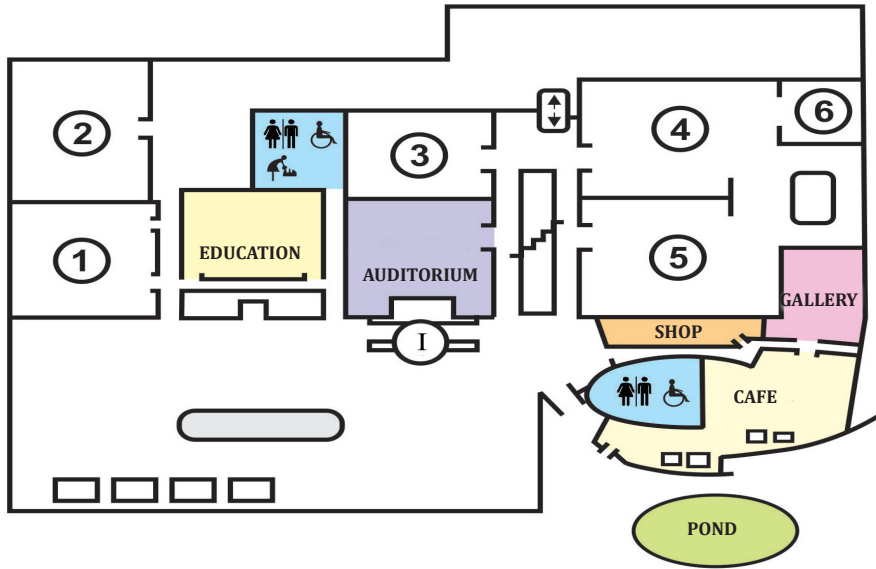
I would like, I'll call you, to join you, when I come, Dear Saumya,  
Vihanga

### Activity 16



### Listening

Saumya went to see an exhibition with her family during her school holidays. Listen to the announcement on the exhibition and name the places numbered in the following map.



(Ocean World, Magic World, Food Stall, Craft Stall, Plant Stall, Horror House)

a) I – Information desk

b) 1 –      c) 2 –      d) 3 –      e) 4 –      f) 5 –      g) 6 –