



Extinct Friends 4

Activity 1 Act out

Nethula's Tour to the Ice Age.






6. Sorry, they're extinct. But I'll show you something else. Look at that!

7. What a huge skeleton! Is it a dinosaur's?

8. Yes.



9. Let's go this way. You can also see a fossilized footprint of a dinosaur.

10. Amazing! At school, we were taught how they became extinct.



Pronunciation

1. /'mæməθ/
2. /'dʌməsɔ:(r)/
3. /'kɑ:nɪvɔ:(r)/
4. /'seɪbətʊ:θt/

Answer the following questions.

1. Where did the mammoth come from?
2. Did Nethula agree to go on a ride with the mammoth?
3. Name two special things the boy saw on his ride.
4. What was the carnivorous animal in the cave?
5. Did Nethula really experience this incident?

Activity 2 *Vocabulary*

Refer to a dictionary and find the word class (noun, adjective, etc.) and the meaning of the following words in the given context.

1. skeleton
2. extinct
3. fossilized
4. ferocious
5. carnivore

Activity 3 *Speaking*

Imagine that you are Nethula and relate your dream to the class. You may start as follows.

Last night I had an interesting dream. I was walking in my garden. Suddenly, a mammoth appeared and ...

Activity 4 *Writing*

Write the story 'Nethula's tour to the Ice Age' in your own words. You may use the words and phrases given below.

One fine day Then Suddenly Finally	a an the	me skeleton footprint growl sabre-toothed tiger
mammoth it I grandmother		appeared invited was (surprised/ glad/ afraid) joined saw showed heard shouted was walking

You may start the story as follows.

One fine day, Nethula was walking in his garden. Suddenly a mammoth ...

Activity 5 *Reading*

Read the following instructions. Note how they are formed.

Instructions: Wash your hands before your meals.

Don't litter the school premises.

A. Categorise the instructions given below.

Safety at home	Safety on road	Safety at play

1. Don't drive/ ride fast.
 2. Keep all medicines out of the reach of children.
 3. Don't throw the javelin until the field is made ready for it.
 4. Always do warm up and warm down exercises before and after the sports activities.
 5. Cross the road only at the pedestrian crossing.
 6. Don't put boiling water into glass or plastic bottles.
 7. Don't block the entrance when parking your vehicle.
 8. Wear safety gear and suitable clothing when playing a sport.
 9. Handle sharp tools/ instruments carefully.
 10. Walk on the right side of the road.
 11. Wear slippers when handling electric items.
 12. Don't participate in sports activities if you are not feeling well.
 13. Always wear a helmet when riding a bike.
 14. Don't use mobile phones when walking on the road or driving.
 15. Don't get into the swimming pool until your coach tells you to do so.
- B.** Add two more such instructions to each group.
- C.** Prepare a poster instructing the public on one of the topics given in activity **A**.

Activity 6 *Vocabulary*

Match the words/ phrases with the pictures. You may refer to a dictionary.

dinosaur
mammals claws
invertebrate
fossil cave
valley canine tooth
skeleton jaw



a



b



c



d



e



f



g



h



i



j

Activity 7 Reading

The following is a documentary telecast in one of the children's television programmes. Read it and answer the questions.

Dinosaurs are a popular topic when we discuss the prehistoric era. Today, let's unearth more mysteries of this lesser known era.

Have you heard of any prehistoric mammals? If not, you would **surely** love to see Megatherium¹, an elephant-sized ground sloth. Look at this life-size replica of the megatherium which greets visitors at the Sloth Sanctuary in Costa Rica. Imagine that an elephant-sized hairy animal with giant claws ambling through the landscape, looking for trees it could sit in front of and **slowly** chew the leaves.



This extinct herbivore stood seven metres tall and weighed seven tons. There are many views in the scientific world about the disappearance of this creature. One of them is that they disappeared as a result of fast changes in the climate. Another is that these sloths had been hunted to extinction by the carnivores.



Now let's look at an extinct carnivorous sea creature. Ammonites² were a group of shelled sea creatures that **mysteriously** disappeared at the same time as the dinosaurs. Ammonites were invertebrates: creatures without a backbone. Instead, they had a very supportive shell. Ammonites grew as big as one metre in diameter. They **probably** lived in warm, shallow, tropical areas of the ocean. Their diet consisted of small fish. Ammonites were popular on the menus of larger carnivorous marine creatures, but they would either have had to pull them out from the shell, or have had jaws powerful enough to crush them.

Do you know that Sri Lanka is one of the best sources of prehistoric studies in South Asia? Over 180 prehistoric sites have been found in Sri Lanka including undisturbed human habitats. The caves called *Batadomba Lena*³ a site near Kuruvita, in Ratnapura, *Belilena* in Kitulgala, *Pahiyangala* in Bulathsinhala and *Aligala*, a site near Sigiriya provide such evidence. The excavations are still going on with the involvement of many archaeologists.

Now we have come to the end of today's segment. Hope you would read more on the prehistoric era.

1. /megəθerium/
2. /'æmənaɪt/
3. /lenə/ (lenə in Sinhala means cave in English, /kuhar in Tamil)

1. Write True (T) or False (F).

- I) Dinosaurs were the only creatures that lived in the prehistoric era.
- II) There is a sloth sanctuary in Costa Rica.
- III) Ammonites had a supportive backbone.
- IV) Ammonites were carnivores.

2. Fill in the following grid.

	Megatherium	Ammonites
Diet type (<i>e.g.</i> :- Omnivore)		
Diet		
Habitat (<i>e.g.</i> :- Land)		
Size		
Physical features		
Threat/s to their lives		

3. Match the words with their meaning.

- I) replica - walking in a slow relaxed way
- II) ambling - connected with the time in history before information was written down
- III) invertebrates - An exact copy of something
- IV) prehistoric - animals with no backbone

4. What does the following extract mean?
 “Ammonites were popular on the menu of larger carnivorous marine creatures”
5. Do you know that a group of scientists are trying to bring the woolly mammoth back to life? Use the following key phrases and write a short description of the woolly mammoth.
 You may begin as follows.
 The woolly mammoth lived during the prehistoric era...

- Scientific name - Mammuthus primigenius
- Extinct relative of today’s elephant
- Diet type - Herbivore
- Physical features - smaller ears than of elephants’, long tusks about 5 metres, hairy
- Habitat - grasslands



Activity 8 *Speaking*

Speak about the following extinct creature.

* Tyrannosaurus Rex



- ⌚ one of the largest meat-eating dinosaurs
 - ⌚ laid eggs
 - ⌚ Physical features
 - length - about 12 metres
 - height - about 5 metres
 - about 1 metre long jaw
 - long powerful tail
 - strong thighs
 - two-fingered short forearms
- helped to move quickly
- ⌚ habitat - forested river valleys in North America
 - ⌚ extinction - 65 million years ago

Source- National Geographic

Learning point

The bold type words in the documentary given above are adverbs which have been used to describe the verbs.

Adverbs are also used to add more information to an adjective and another adverb.

e.g. :-

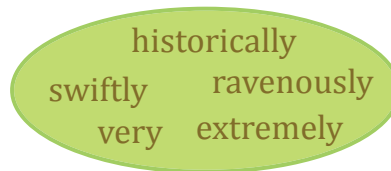
- *The dinosaurs could **run fast**. (verb)*

- *The Mariana Trench is **incredibly deep**. (adjective)*

- *They learnt the new language **amazingly well**. (adverb)*

Activity 9 Grammar

Fill in the blanks using the most suitable adverb.



1. The extreme weather had affected the animals badly.
2. Cheetah can run
3. The Tyrannosaurus Rex is an dangerous animal.
4. Cave paintings reveal important facts.
5. Hyenas ate the carcass

Activity 10 Grammar

Read the list of adverbs given below which are commonly used to express the speaker's/ writer's attitude.

luckily fortunately honestly
unfortunately surprisingly miraculously
sadly unexpectedly mysteriously

Construct sentences using the adverbs given above. You may follow the example given below.

- e.g.* :- 1) A : Unfortunately, the dinosaurs were extinct. I wish I had one as my pet.
B : Luckily, they are extinct now or you would be their dessert.
- 2) A : Some animals, miraculously, survived even in the Ice Age.
B : Surprisingly, some plants too could survive.

Activity 11 Writing

Read the following notice and the note.

NOTICE

A documentary on 'The Life in the Stone Age' will be screened on Friday 20th February from 2.30 p.m. to 4.00 p.m. at the auditorium of Nilmalvila M.V. Reserve your seat before 10th February through your class teacher.

01.02.2018

English Club
Isipathana M.V.

08.02.2018

Sherin,

There's a documentary on 'The Life in the Stone Age' at Nilmalvila M.V. auditorium on 20th February. Would you like to see it? Our teacher wants to reserve the seats. Write to me immediately.

Sharadha

- A. Imagine you are Sherin and write a reply to Sharadha.
- B. Imagine that grade 9 pupils of your school have organized an exhibition : Evolution of Man. Write a notice informing all the pupils, teachers and parents of the exhibition. Mention the date, venue and the importance of the exhibition.
- C. Write a note to your cousin inviting him/her to the exhibition.

Activity 12 *Read and enjoy*

DINOTHESAURUS

The dinosaurs
First lived outdoors
During the time Triassic.
While most died out,
Some came about
Later in the Jurassic.
Then they evolved,
As Earth revolved,
In times known as Cretaceous.
But now indoors
Great dinosaurs
Fill museum halls, spacious.


Baryonyx
BARE-ee-ON-icks(heavy claw)
He had a huge and heavy claw
And crocodile-like skull.
A lashing, slashing dino-saw --
A sharpie; never dull.
His claws and jaws and
pointed teeth
Were fashioned to attack.
If Bary you should ever meet--
Ask him to scratch your back.

by Douglas Florian
<http://richiespicks.pbworks.com/>

Activity 13 *Reading*

Read the poem again and answer the questions given below.

1. What were the three time periods in which the dinosaurs lived?
2. Where are the dinosaurs at present?
3. Which of the following illustrations best fits the description of the Baryonyx in the poem?



4. What does the poet ask you to do, if you should ever meet a Baryonyx?
5. List out the rhyming words found in the poem.
6. Follow the verse on Baryonyx and write a poem on your own on any creature you like.