

# ENGLISH

# PUPIL'S BOOK

## Grade 3

Educational Publications Department



To obtain electronic textbooks, visit  
[www.edupub.gov.lk](http://www.edupub.gov.lk)





First Print - 2017

Second Print - 2018

Third Print - 2019

All Rights Reserved

ISBN 978-955-25-0046-6



**Published by Educational Publications Department  
Printed by Napco (Pvt) Ltd. No. 17, Makala Road,  
Pathima Mawatha, Kiriwathgoda.**

## The National Anthem of Sri Lanka

Sri Lanka Matha  
Apa Sri Lanka Namu Namu Namu Namu Matha  
Sundara siri barinee, surendi athi sobamana Lanka  
Dhanya dhanaya neka mal palaturu piri jaya bhoomiya ramya  
Apa hata sepa siri setha sadana jeevanaye matha  
Piliganu mena apa bhakthi pooja Namu Namu Matha  
Apa Sri Lanka Namu Namu Namu Namu Matha  
Oba we apa vidya  
Obamaya apa sathya  
Oba we apa shakthi  
Apa hada thula bhakthi  
Oba apa aloke  
Apage anuprane  
Oba apa jeevana we  
Apa mukthiya oba we  
Nava jeevana demine, nithina apa pubudukaran matha  
Gnana veerya vadawamina regena yanu mana jaya bhoomi kara  
Eka mavakage daru kela bevina  
Yamu yamu vee nopama  
Prema vada sema bheda durerada  
Namo, Namo Matha  
Apa Sri Lanka Namu Namu Namu Namu Matha



அபி கெட்டு உன் கிண்கிணை நெருகலில்  
 உன் கிண்கிணை கெட்டுகொண்ட  
 உன் கெட்டுகிண்கிணை நெருகலில்  
 அது உன் கிண்கிணை

உன் கிண்கிணை அபி கெட்டு கெட்டுகொண்ட  
 உன் கெட்டு உன் கிண்கிணை  
 கிண்கிணை உன் கிண்கிணை  
 கெட்டுகொண்ட கிண்கிணை

கெட்டு கிண்கிணை கெட்டுகொண்ட  
 கெட்டு கிண்கிணை  
 உன் கிண்கிணை கெட்டு கிண்கிணை  
 கிண்கிணை கெட்டுகொண்ட

அதன் கிண்கிணை

ஒரு கிண்கிணை கிண்கிணை  
 கிண்கிணை கிண்கிணை  
 கிண்கிணை கிண்கிணை  
 கிண்கிணை கிண்கிணை

கிண்கிணை கிண்கிணை  
 கிண்கிணை கிண்கிணை  
 கிண்கிணை கிண்கிணை  
 கிண்கிணை கிண்கிணை

கிண்கிணை கிண்கிணை  
 கிண்கிணை கிண்கிணை  
 கிண்கிணை கிண்கிணை - கிண்கிணை  
 கிண்கிணை கிண்கிணை

கிண்கிணை கிண்கிணை  
 கிண்கிணை கிண்கிணை





Being innovative, changing with right knowledge  
Be a light to the country as well as to the world.

**Message from the Hon. Minister of Education**

The past two decades have been significant in the world history due to changes that took place in technology. The present students face a lot of new challenges along with the rapid development of Information Technology, communication and other related fields. The manner of career opportunities are liable to change specifically in the near future. In such an environment, with a new technological and intellectual society, thousands of innovative career opportunities would be created. To win those challenges, it is the responsibility of the Sri Lankan Government and myself, as the Minister of Education, to empower you all.

This book is a product of free education. Your aim must be to use this book properly and acquire the necessary knowledge out of it. The government in turn is able to provide free textbooks to you, as a result of the commitment and labour of your parents and elders.

Since we have understood that the education is crucial in deciding the future of a country, the government has taken steps to change curriculum to suit the rapid changes of the technological world. Hence, you have to dedicate yourselves to become productive citizens. I believe that the knowledge this book provides will suffice your aim.

It is your duty to give a proper value to the money spent by the government on your education. Also you should understand that education determines your future. Make sure that you reach the optimum social stratum through education.

I congratulate you to enjoy the benefits of free education and bloom as an honoured citizen who takes the name of Sri Lanka to the world.

**Akila Viraj Kariyawasam**  
**Minister of Education**



## Foreword

You are born in a country, which is renowned as the Pearl of the Indian Ocean. Even though your country appeared to be small when compared to other countries, its worth is incomparable. You who are born in such a treasured and estimable country are truly fortunate. It is our sole expectation that as students, you would enlighten the future world by educating yourselves well and by becoming virtuous citizens. In order to help realize that expectation, the government takes all necessary measures to provide all the facilities free of charge. This textbook is offered to you as one step of that process.

According to the primary curriculum, new textbooks for grades 1, 2, 3, and 4 have already been introduced. Following the introduction of new textbooks for grade 5 in 2020, the revision of the primary curriculum will be concluded. There are about 30 textbooks offered by the government to students studying in grades 1 to 5. It's your responsibility to strive towards enlightening your life through the usage of this treasure.

I would like to bestow my sincere thanks on the members of the editorial and writer boards as well as on the staff of the Educational Publications Department who have strived to offer this textbook to you.

**W. M. Jayantha Wickramanayaka,**

Commissioner General of Educational Publications,

Educational Publications Department,

Isurupaya,

Battaramulla.

2019.04.10



### Monitoring and Supervision

**W.M Jayantha Wickramanayaka**

- Commissioner General of Educational Publications  
Educational Publications Department

### Direction

**W.A. Nirmala Piyaseeli**

- Commissioner of (Development)  
Educational Publications Department

### Co-ordination

**Ranjith Iluppitiya**

- Deputy Commissioner  
Educational Publications Department

**W. Indumini Darshika**

- Assistant Commissioner  
Educational Publications Department

### Panel of Editors

**Chitra Jayathilake**

- Senior Lecturer - Grade I  
Department of English  
University of Sri Jayewardenepura

**B. Maheshi Weerasooriya**

- Director of Education  
English and Foreign Languages Branch  
Ministry of Education

**Chapa Welagedara**

- Assistant Lecturer  
National Institute of Education  
Maharagama

**Ranjith Iluppitiya**

- Deputy Commissioner  
Educational Publications Department

### Panel of Writers

**Madhuri Kannangara**

- Regional English Support Centre,  
Kandy,  
Peradeniya NCOE,  
Penideniya.

**Jayamini Sampath Kodikara**

- Dr. Kulasinghe Maha Vidyalaya  
Udammita,  
Kotugoda.



# VIII

**Nilani Deepika Karunarachchi** - Regional English Support Centre,  
Yakkala.

**T.H.S. Nilanthi de Silva** - Katana Divisional Education Office,  
Seeduwa,

**D.M.C.D. Dissanayake** - Teacher Centre,  
Kahangama,  
Ratnapura.

## **Proof Reading**

**Nirmala Kaluarachchi** - Devi Balika Vidyalaya  
Colombo - 08

## **Language Editing**

**Madupani Pradeepika** - Thissa Central College,  
Kalutara

## **Illustrations**

**Saman Kalubowila** - Anura Madya Maha Vidyalaya  
Yakkala

## **Cover Page and Page Layout Designing**

**Charani Nishamini Alahakoon** - Educational Publications Department





# CONTENTS

IX

1	Myself	1-18
2	My home	19-34
3	Our school	35-50
4	My food bag	51-66
5	Animal friends	67-84
6	Clothes we wear	85-93
7	Playing is fun	94-110
8	World around me	111-127



X



1

# Myself

Say 'Hello' to your friend.

Listen and say.



Ask and answer.



## Hello game

Listen and do.



Stand in a circle.  
Take a ball.

Throw the ball to a friend.

Tell your name.

Hello! I'm ..

Ask your friend's name.

What's your name?

Tell your name.

Hello! I'm ....

Make a badge.  
Write your name.



## Numbers

Count, read and say.



one



two



three



four



five



4

Walk on the floor. Say numbers one to five.



Sing the song.

One little finger  
my little finger  
one little finger  
tap, tap, tap.

Two little fingers  
my little fingers  
two little fingers  
tap, tap, tap.

Three little.....

Four little.....

Five little..... fingers

clap, clap, clap




6

Listen, count and say.



6

six




7

seven




8

eight



9

nine



10

ten



Say.

six


seven

eight

nine

ten

Work in pairs. Take turns. Say the numbers one to ten.



8

Listen and say.

How old are you ?

I'm 8.

I'm 7.

I'm 6.

I'm 9.



How old are you?

I'm .....

Read.

I'm six.

I'm seven.

I'm eight.

I'm nine.

I'm ten.

Say.

Hi, I'm Kumar.  
I'm eight years old.



Hi, I'm Nethu.  
I'm nine years old.




Hi, I'm Nizam.  
I'm six years old.



Hi, I'm Rasini.  
I'm seven years old.



Listen and say.



Listen and say.

Where do you live?



I live in.....



I live in .....



I live in Matara.



I live in .....

**Play the game.**

Listen and practise.

Stand in a circle.

Ask a friend to stand in the middle.


Pass the ball.

Practise.

“Where do you live?”

“I live in .....

Say.



Sahan, this is my friend, Nizam.

Hello!  
Nizam.



Hello!  
Sahan.

Make groups of three. Introduce your friend.

## Listen and repeat.



This is Sahan.  
He is nine years old.  
He is in grade 4.



This is Rasini.  
She is eight years old.  
She is in grade 3.




This is Nethu.  
She is ten years old.  
She is in grade 5.





## My pets


Listen, point and say.




cat



dog




cow



fish




parrot



rabbit

Do you have a pet?



Listen and say.

This is my pet.  
It is a cat.



This is my pet.  
It is a rabbit.



This is my pet.  
It is a dog.



This is my pet.  
It is a parrot.



This is my pet.  
It is a fish.



This is my pet.  
It is a cow.



Sing the song.

Do you have a pet ?



Do you have a pet?

Yes, I do.

I have a cat and it is Lu.

Do you have a pet?

Yes, I do.

I have a dog and it is Su.

Do you have a pet?

Yes, I do.

I have a fish and it is Ru.

What about you?





②

# My home

## My family

Listen and say.



mother



father




brother



sister

Listen and say.



This is my family.

Say.



This is my sister.  
She is eight.



This is my brother.  
He is ten.



This is my baby brother.  
He is two.

My relations

Listen and say.

This is my grandmother.

This is my grandfather.



This is my aunt.

This is my uncle.





Sing the song.



## Our Family

Father, mother  
sister, brother  
grandfather and grandmother too  
we all live and help one another  
as all loving families do.

## Family Story

Repeat.



My name is Sahan.  
I have a happy family.  
Meet my father.  
He is Kalpa.  
He is happy.

Meet my mother.  
She is Upuli.  
She is happy.





Meet my sister.  
She is Disna.  
She is happy.



Meet my brother.  
He is Vinura.  
He is happy.

## Happy Families

1. Make six cards.
2. Write "father" "mother" "grandmother"  
"grandfather" "daughter" and "son" on them.
3. Take one card.
4. Walk around.
5. Find family members.
6. Hold hands and sit down.

Note to the teacher: Make family cards and write the names of the family members on them. Give them to students.



I'm father.



I'm mother.



I'm sister.



I'm brother.



I'm  
grandmother.



I'm  
grandfather.

Greet everyone.

Good morning



Good afternoon



Good evening



Good night



Sing the song.



Good morning to you,  
and how do you do?  
I'm happy to see you.  
Good morning to you!

Hello!  
How are you?

Hello!  
I'm fine.  
Thank you.



Hello!  
How are you?


Hello!  
I'm very well.  
Thank you.



Stand in a circle.  
Ask your friend, "How are you?"

## My House

Listen and say.



That is the roof.

That is the wall.

roof

wall

window

door

That is the door.

That is the window.

That is my house.



Listen and say.



brush



wash



eat



drink



go





write



play



watch



sleep

Listen, point and say.



I brush my teeth.



I wash my face.



I eat rice.



I drink milk.



I go to school.



I play with my friends.

I watch television.



I sleep.




Point and say.



apple  
**an** apple  
 It is **an** apple.



butterfly  
**a** butterfly  
 It is **a** butterfly.



elephant  
**an** elephant  
 It is **an** elephant.



cat  
**a** cat  
 It is **a** cat.



igloo  
**an** igloo  
 It is **an** igloo.



dog  
**a** dog  
 It is **a** dog.



orange  
**an** orange  
 It is **an** orange.



mango  
**a** mango  
 It is **a** mango.




umbrella  
**an** umbrella  
 It is **an** umbrella.



rose  
**a** rose  
 It is **a** rose.

Listen and say.



Listen and say.

This is a red apple.



This is an orange butterfly.



This is a yellow bird.



This is a blue fish.



This is a green leaf.



This is a black cat.



This is a white dog.





3

# Our school

Listen and say.



Hi, I'm Raveen.  
This is my school.

Listen and say.

office



library

classroom



dancing room



music room



herbal garden



playground



Listen and match.



librarian

security guard

vice principal



principal

teacher



Listen and say.

library



read

music room



sing

classroom



learn

dancing room



dance

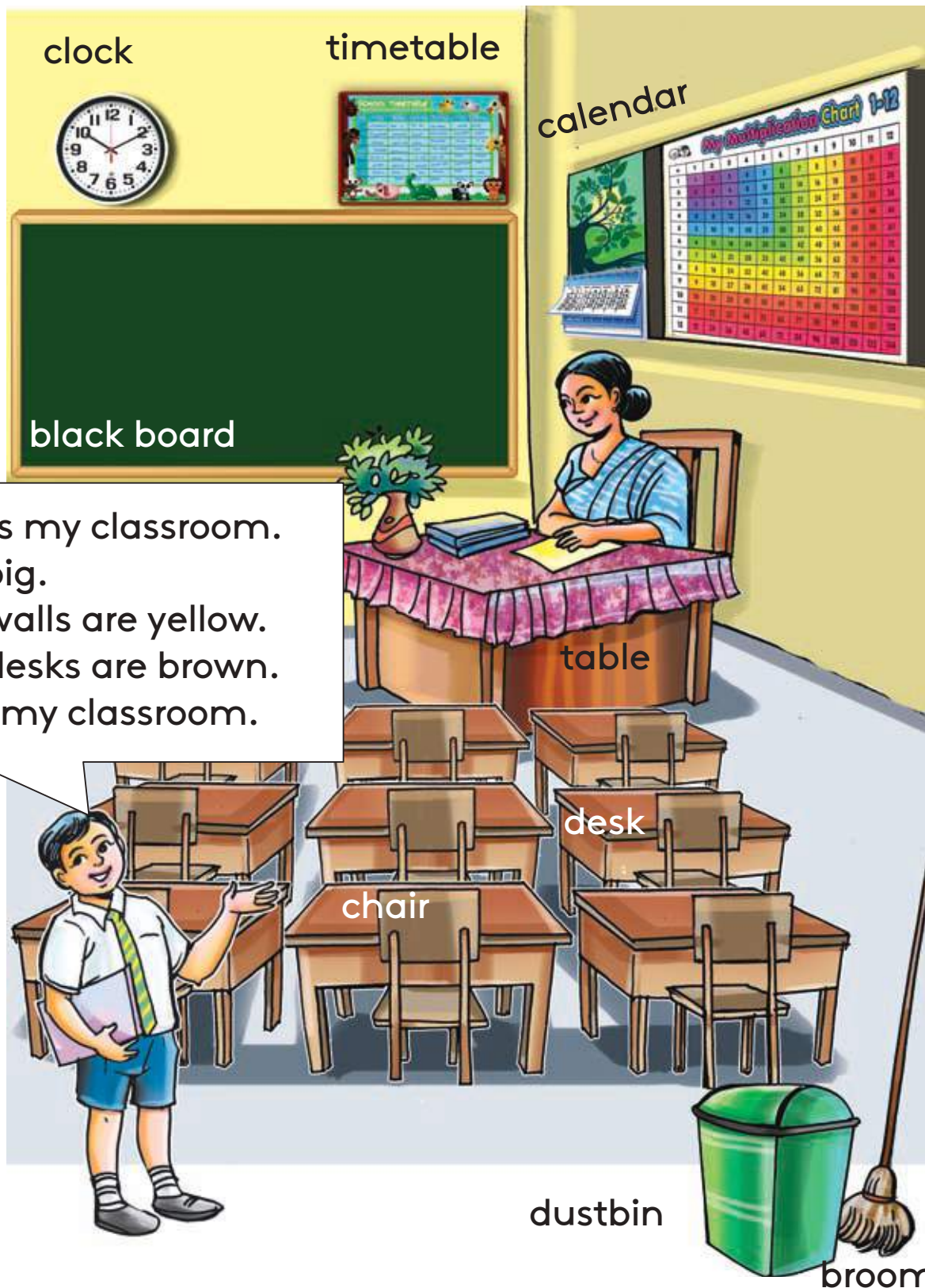
playground



play



Read and say.



Listen and act.

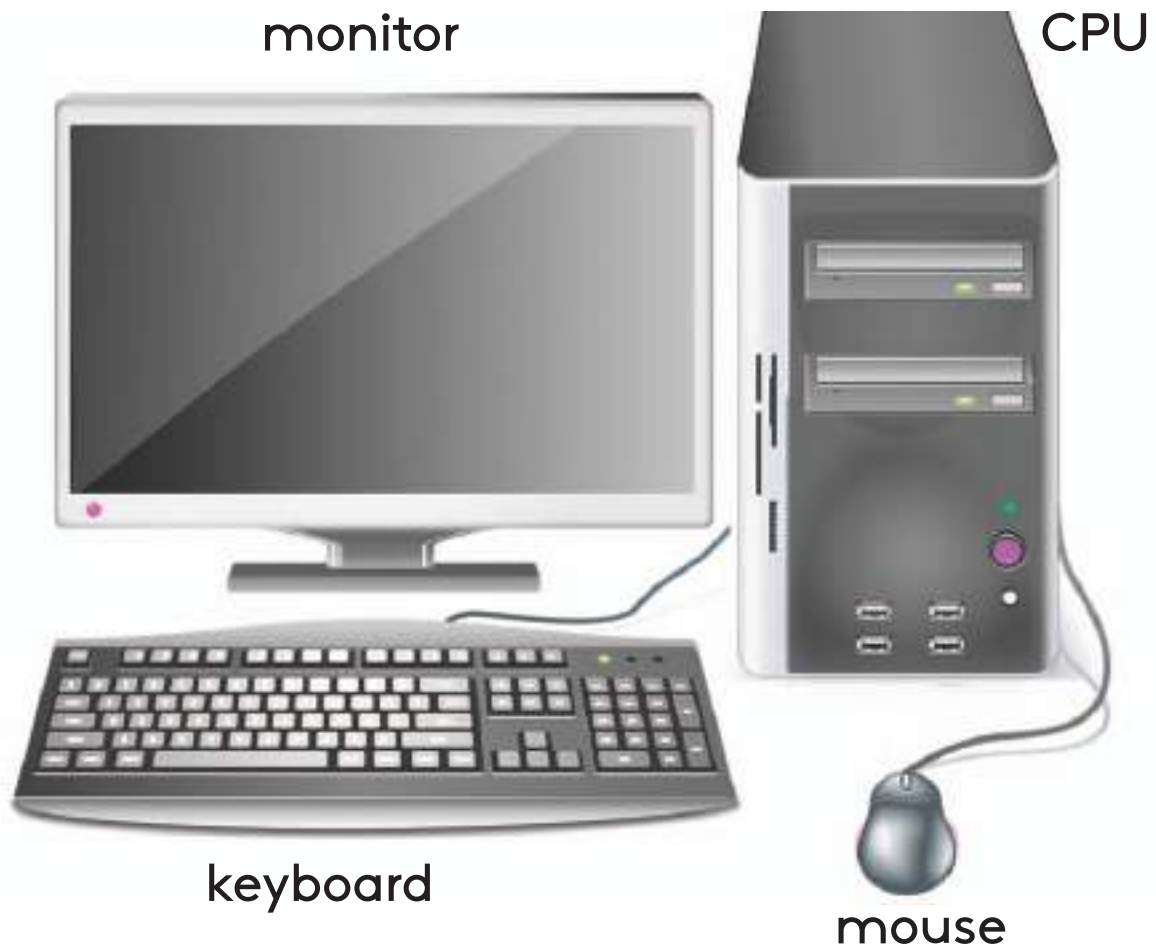


Listen and point.

Good morning, children!  
Let's go to the computer lab.



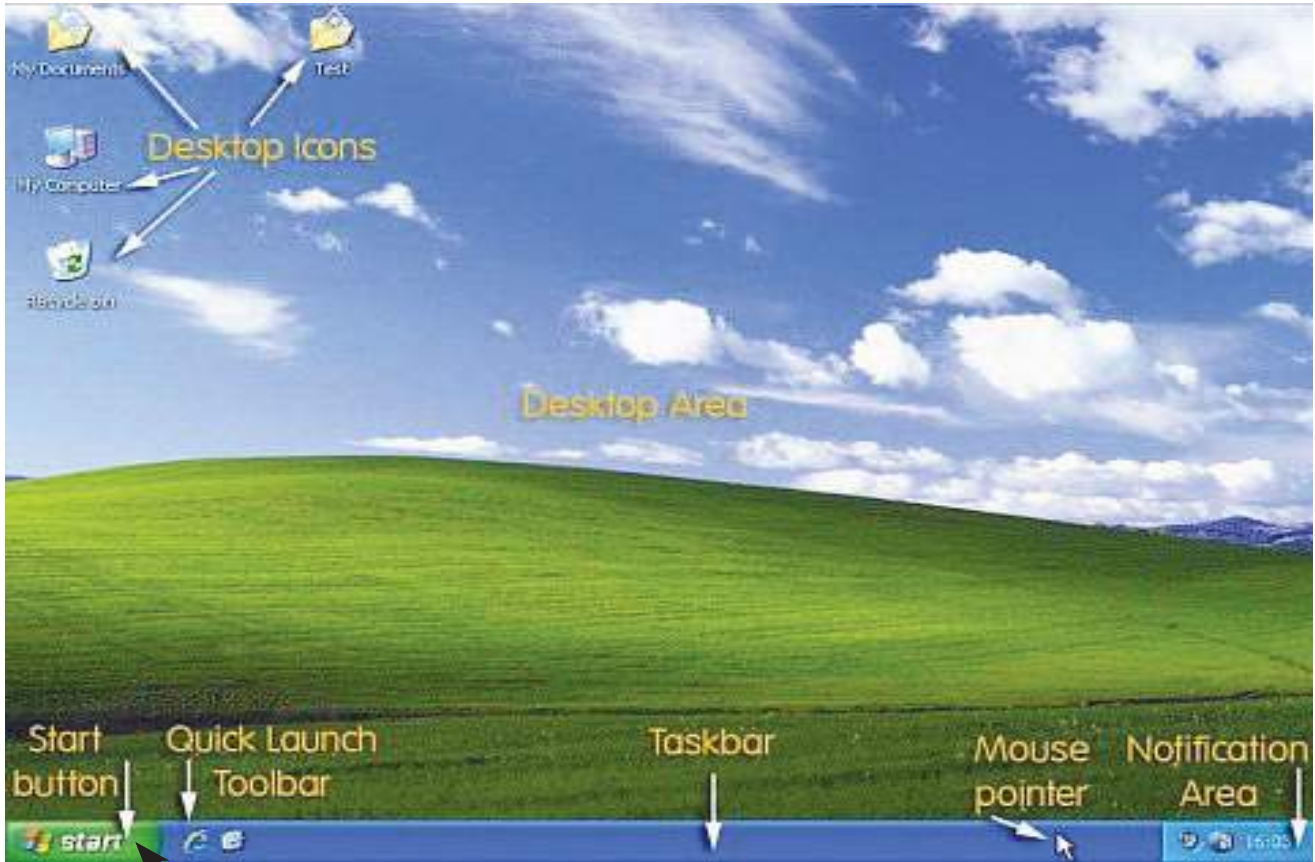
This is a computer.  
A computer has many parts.



42

Listen and point.


This is home screen.



Click on 'Start' button.



Listen and say.



Morning assembly is on Monday.  
We hoist the school flag. We read news.

The best eco-friend is Raveen.



- I clean the garden.
- I water the plants.
- I weed.
- I pick litter.
- I love nature.

**Act out.**

Rovin : Hi, Good morning!

Raj : Good morning!

Raj : Here is Nizam. Is this a new bicycle?

Nizam : Yes, this is my birthday present.

Rovin : Ah, that's nice!

Nizam : Thank you.



Listen and say.

How do you come to school?



bus



school van



three wheeler



car



motor cycle



on foot



I come to school  
on foot.




I come to school  
by bicycle.



Role play.

## At the book shop



- Senuri : How much is a pen?
- Shop keeper : Ten rupees.
- Senuri : Give me a pen, please.  
I want an exercise book too.
- Shop keeper : It is 20 rupees.
- Senuri : Here's the money.
- Shop keeper : Thank you. Come again.

Read aloud.

## At the canteen

Monday	Tuesday	Wednesday	Thursday	Friday
* rice and curry	*green gram	* chickpea	* veggie pittu	*veggie rotti
* fruits and ice cream	* fruits and ice cream	* fruits and ice cream	* milk rice	*fruits and ice cream
		* string hoppers	* fruits and ice cream	* hoppers



I want an ice cream.



I want an apple.

I want a mango.



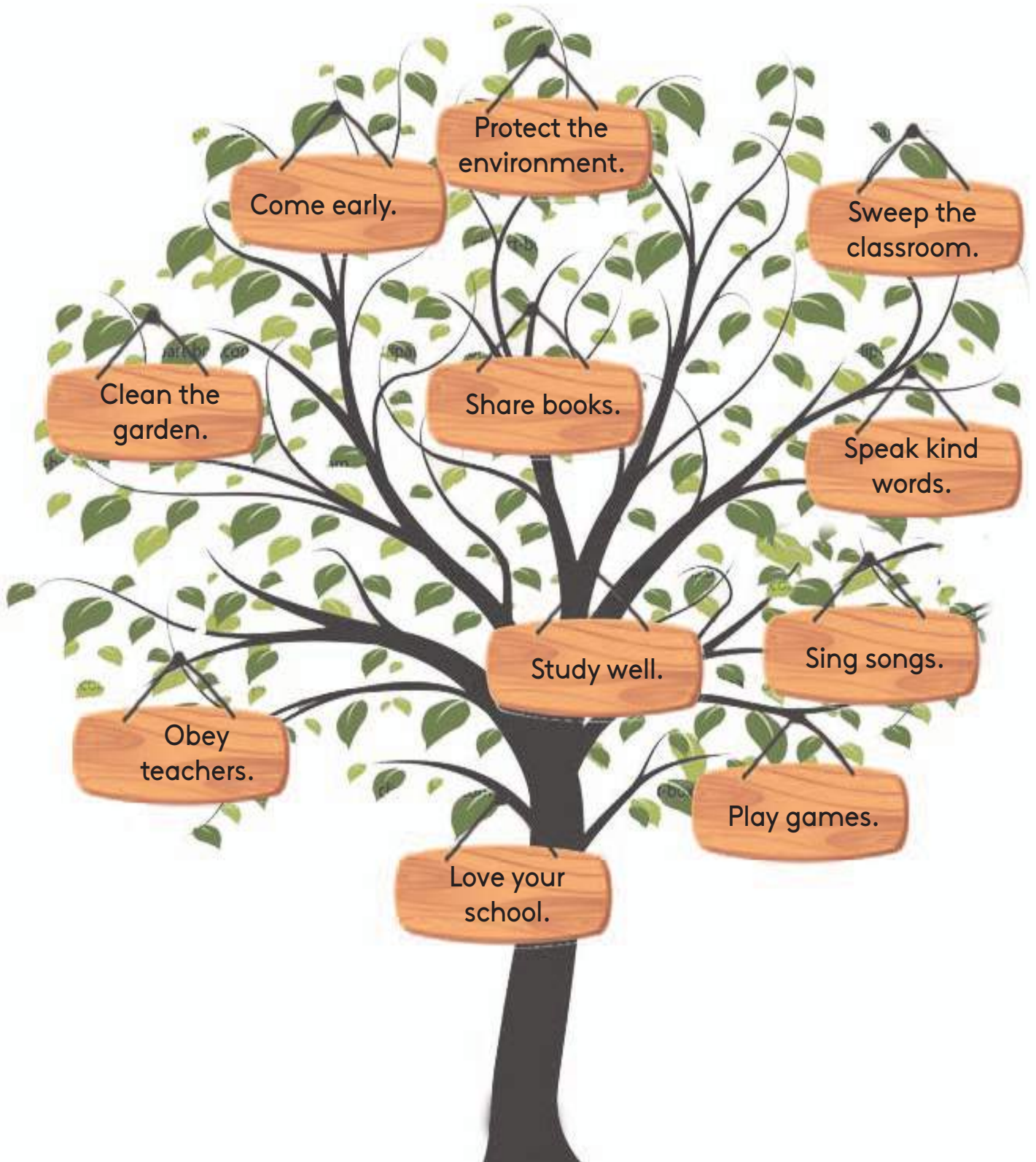
Recite.



The place so cool,  
is my school.

Sing, dance and play,  
read, write and say.  
Teachers love and care,  
many friends are there.  
The place so cheerful,  
is my school.

Listen and repeat.





# 4

## My food bag

Sing.

Hot cross buns!

Hot cross buns!

Hot cross buns!



One a penny, two a penny.

Hot cross buns!



# Fruits

## Talk



## Let's make a salad.



You need...

some fruits



a salad plate



a chopping board



a knife



Steps:

1. Wash the fruits.



2. Peel and cut the fruits.



3. Arrange the fruits.



Listen to the story.

Let's make a soup.

We are hungry.

Let's make a vegetable soup.



I have carrots.

I have tomatoes.

I have cabbages.

I have leeks.




I have pumpkins.

I have potatoes.

The soup is ready.  
It's very tasty.



Point and say.



Sing.

Polly, put the kettle on,  
Polly, put the kettle on,  
Polly, put the kettle on,  
We'll all have tea.

Sukey, take it off again,  
Sukey, take it off again,  
Sukey, take it off again,  
They've all gone away.




Listen and say.

## Drinks




Act out.



Listen and say.

## Snacks

It is a sunny day. The little friends are on a picnic.




Listen and say.

Good evening, madam. Can I help you?

Yes, please! We want some vegetables.



fish



eggs




coconuts



vegetables

Listen and say.



bread



string hoppers



noodles



potato curry



fried rice



pittu



roti



fish curry



hoppers

Listen, point and say.



breakfast

We eat bread.



lunch

We eat rice and curry.

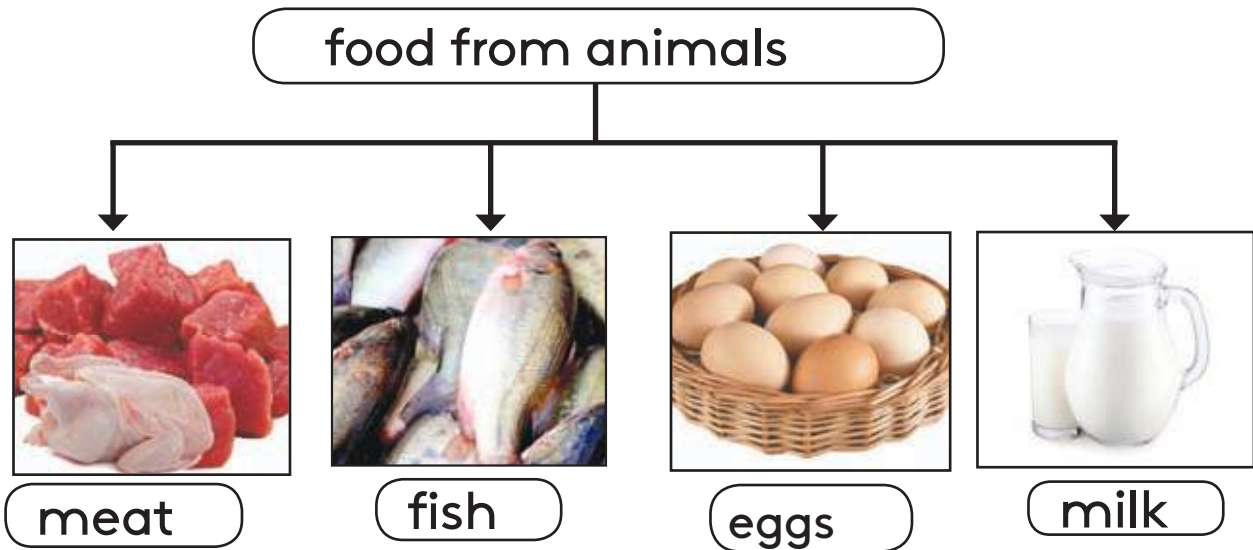
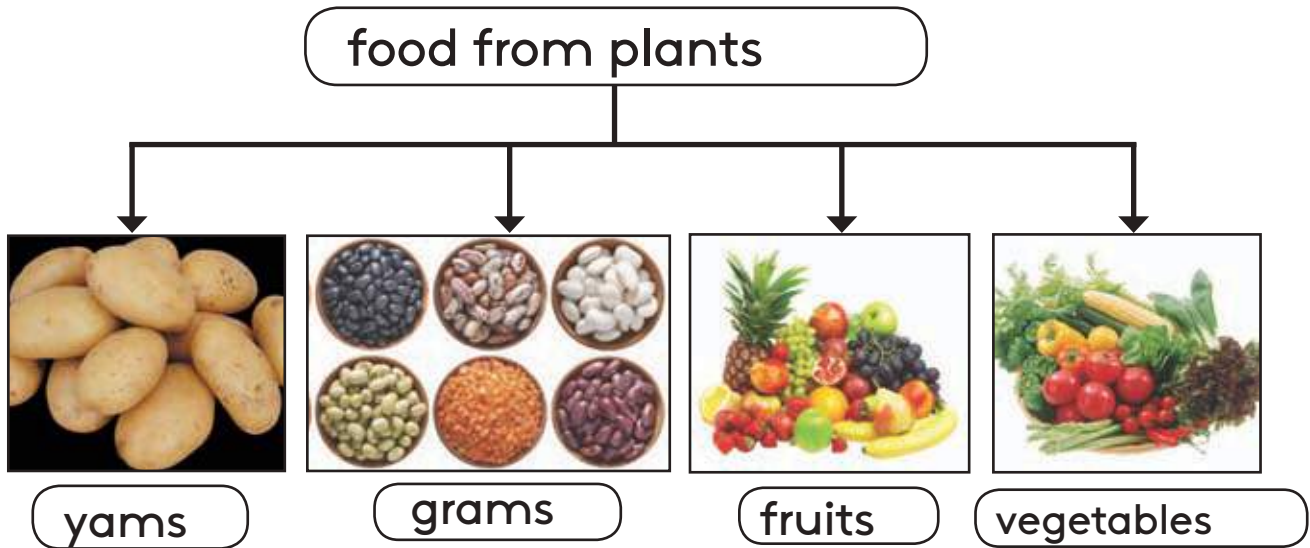


dinner

We drink soup. We eat vegetables.

Find and say.

We get food from plants and animals.





## Good Habits



Wash your hands  
before you eat.



Avoid fast food.



Eat fresh fruits and  
vegetables.



Drink plenty of water.

Listen and make a fruit basket.

Find:

- A Bristol board
- A pencil
- A4 sheets ( red, green, yellow, white, orange etc.)
- Glue
- Scissors
- Colours

Steps:

Take A4 sheets.

Draw vegetables and fruits.

Cut the vegetables and fruits.

Draw a basket on the Bristol board.

Colour the basket.

Paste the vegetables and the fruits on the basket.

## Listen.

There is a farm. There are vegetables and fruits in it. They need a king. Mango holds a meeting to select a king.

“Good morning vegetables! Tell us your good qualities.”



Carrot speaks first. "My colour is orange. I'm sweet. Kids love me."

Next is the Pineapple.  
"I'm delicious."



Spinach says,  
"I have vitamins."



Then, the Cauliflower says,  
"I'm beautiful. I'm like a flower.  
Everyone loves me."

Brinjal says, "I have minerals and vitamins.  
Look at my shiny skin!"



Everyone has good qualities.  
It is difficult to select the king.

" Here comes Rasini. We'll ask her."


"Rasini, who is the vegetable king?"

" My mother says you all are good. You keep us healthy. You  
all are kings and queens."




# 5 Animal friends

Listen and say.



Listen and say.



Listen to the poem and recite.

## There was a wise old owl

*by Leanne Guenther*

There was a wise, old owl,  
who lived up in a tree.

He sat upon a branch,  
so all the world he'd see.

He looked at a snake,  
he looked at a bee.

He looked at a mouse,  
but he winked at me!





70

Match.


Let's make a bird bath.

1. Take a plate or a bowl.
2. Keep the bowl on a stand.
3. Put water into the bowl.






Listen and say.



listen and say.

bee



I live in a  
bee hive.

Where do  
you live?



bird



I live in a  
nest.

rabbit




I live in a  
burrow.

lion



I live in a den.

dog



I live in a kennel.

hen



I live in a coop.

fish



We live in a pond.

## Listen and sing.

Old MacDonald had a farm  
E-I -E -I-O  
and on his farm he had red cows  
E-I -E -I-O  
red cows here  
and red cows there  
here cows, there cows,  
everywhere red cows,  
Old MacDonald had a farm  
E-I -E -I-O

Old MacDonald had a farm  
E-I -E -I-O  
and on his farm he had pink pigs  
E-I -E -I-O  
pink pigs here  
and pink pigs there  
here pigs, there pigs  
everywhere pink pigs  
Old MacDonald had a farm  
E-I -E -I-O



*Note: Repeat the song replacing the animals.*

Listen and say.

I'm a giraffe.  
I have a long  
neck.


I'm a zebra.  
I have stripes.

I'm an elephant.  
I have a trunk.  
I have big ears.


I'm a snake.  
I have a  
long body.

I'm a lion. I have  
mane.

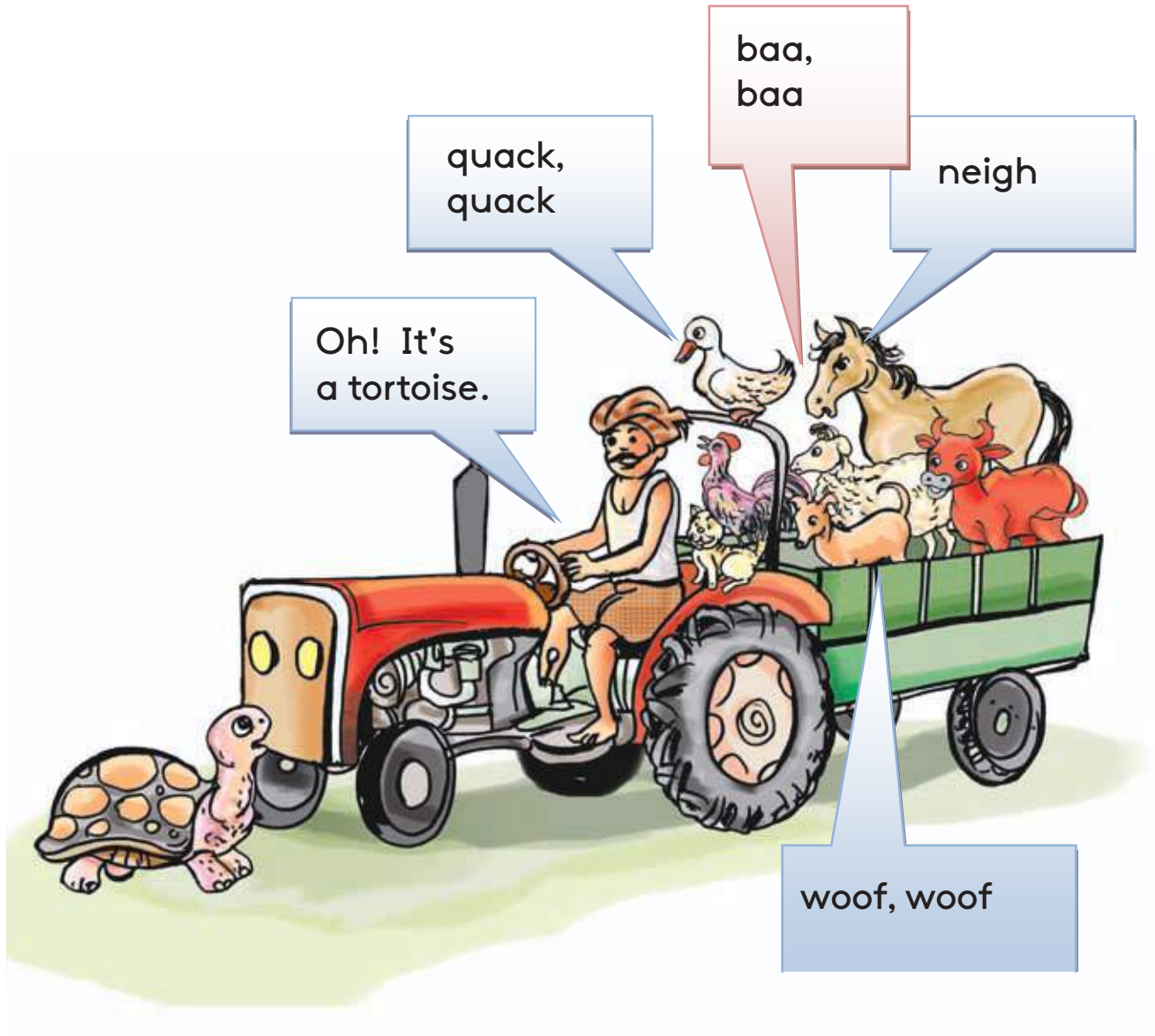
I'm a camel.  
I have a hump.  
Please meet my friends!





Listen and say.



They all come down the hills.



Point and say.





## Make a mask.

You may need

- Bristol board
- Crayons or paint
- Scissors
- Elastic string

Steps

1. Select a shape.



2. Draw it on the Bristol board.

3. Colour the animal.

4. Cut out the mask.

5. Make two holes for the eyes.

6. Fix the elastic.

7. Wear your mask.



Listen.

## The lion and the mouse



A lion was sleeping in a den.  
A little mouse ran on his body.



"I will kill you."

"Please don't kill me."

"Someday I will help you."

said the little mouse.

"Ok, I'll let you go."

One day the lion was caught in  
a net.

The mouse saw the lion.



The mouse ran up to the lion.

The mouse bit the net and saved  
the lion.



After that, the lion and the  
mouse became friends.



Listen and sing.

Swim, swim, like a little fish  
 Swim, swim, like a little fish  
 Swim, swim, like a little fish  
 Singing the animal song.


roar	- like a lion
jump	- like a monkey
fly	- like a black bird
shake	- like an elephant
growl	- like a big bear
bleat	- like a white sheep



Note to the teacher: Repeat the song according to the words given below.

Listen and repeat.


1



The rabbit  
can't fly.

It can hop.


2



The dog  
can't hop.

It can run.

3



The fish  
can't run.

It can swim.

4




The parrot  
can't swim.



It can fly.

Listen and say.



It's time for tea. What do you like?

I like leaves.

I like honey.

I like milk.

I like mangoes.

I like leaves.

I like meat.

Listen and practise.



**SAVE  
ANIMALS**  
🐾

**I love  
animals,  
do you?**





# 6

## Clothes we wear

Listen and sing.

Rasini has a blue hat, blue hat, blue hat

Meena has a brown belt, brown belt, brown belt

Waruni has a yellow dress, yellow dress, yellow dress

Razik has a raincoat, raincoat, raincoat



Listen and read.



I have a hat.



I have a belt.



I have a dress.



I have a raincoat.





Look, read and match.



socks

tie

shirt

shorts

shoes



sandals

t-shirt

hat

jeans



Rasini

dress

belt

watch



Dasun

cap

swimsuit

slippers

Match and say.

Dasun

Rasini

Sithum

Nisha

is ready for a party.

is ready for school.

is ready for a picnic.

is ready for a sea-bath.

Listen and say.

It's cold.  
I wear a



sweater

It's sunny.  
I wear



hat

It's raining.  
I wear



raincoat

I work in the  
garden.  
I wear



gloves

## Listen and say.

Dinu : I like that blue frock.

Meena : I like these sandals.

Razik : I don't like this shirt. It is small for me.

Tony : I like this frock. It is for my sister.



Listen and say.



Listen to the story.

It is Dinu's birthday.

She gets up early and washes her face. Then she wears a dress. It has blue flowers. She goes to the kitchen.

1. Whose birthday is it?



Her mother gives a present to Dinu. "Happy birthday my daughter. This is your present."

"Wow! It's a beautiful blouse. Orange in colour. Thank you mother."

2. What does the mother give her?

3. What colour is it?

"Here's a present from your father. There is a birthday card too."

It's a blue pair of shoes.  
Dinu is very happy.

4. Who gives her a pair of shoes?

5. What colour is it?





## 7

Playing  
is fun

Listen and say.



We run.



We fly kites.



We play hide  
and seek.



We build play  
houses.



Listen and play.



**Throw** the ball.

**Kick** the ball.

Let the ball **roll**.

**Bounce** the ball.

**Pass** the ball.

**Catch** the ball and stop.



Play.

## Hide and seek

We play hide and seek.

Get ready boys.

Get ready girls.

**Run** and **hide**.

1, 2, 3, 4, 5, 6, 7, 8, 9, 10.

Here I **come**.



Listen and count.

11

12

13

14

15

Yasari has toys.  
Here are her toys.  
Let's count.  
How many toys?

1



2



6



7



3



4



5



11



8



9



10



12



13



14




15




## Time


Look.




Seven o'clock



Ten o'clock

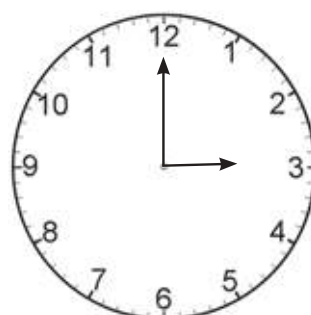

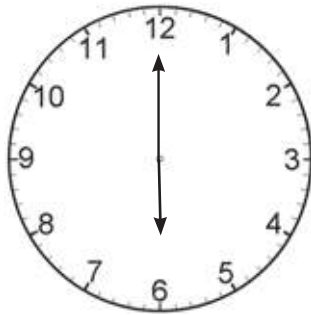
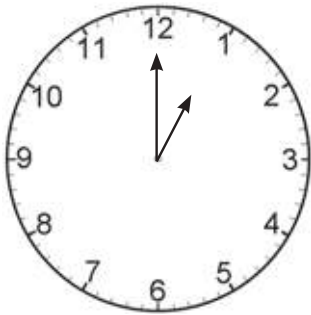


Eight o'clock



Four o'clock

Read the time.



Listen, point and repeat.


## Shapes




rectangle




square



triangle




oval



circle

Read aloud the pattern.



Read aloud.

+

Plus  
AdditionTwo **plus** eight!One **plus** nine!Three **plus**  
seven!Five **plus** five!Four **plus** six!

1+9 is ten

2+8 is ten

6+4 is ten

7+3 is ten

5+5 is ten

Listen, point and read.

cricket



netball



football



volleyball



elle

Read.

It's time to play.

Let's play football.

Navaz, kick the ball.

Manu, stop the ball.

Don't use your hands.

Kick it to the goal.

Wow! It's a goal!





Read and tell the number.

Rasi : Where's Kasuni?

Manu : She's sick.

Binu : Let's tell the teacher.

Rasi : Teacher, our team has six girls.

Manu : Kasuni is sick.

Teacher : No problem. Let's play.

$$7 - 1 = 6$$

Seven minus one is six



—

minus Subtraction

Count.

1	2	3	4	5	6	7	8	9	10
11	12	13	14	15	16	17	18	19	20

Count back.

20	19	18	17	16	15	14	13	12	11
10	9	8	7	6	5	4	3	2	1

Count two by two.

2	4	6	8	10	12	14	16	18	20
---	---	---	---	----	----	----	----	----	----

Count five by five.

5	10	15	20
---	----	----	----

Listen, repeat and act.

## Who's calling?



Hello, is this  
012 985 374?

Sorry, wrong  
number.



Hello, is this  
012 985 374?



Yes, your  
name, please.



I'm Sunil.  
Can I speak to  
Mr. Kalpa?



Yes, please  
hold on.



Listen and say.

## Let's run

Please stand on the line.

On your mark!

Get set.


Go!

Amod is the first.

Rasi is the second.

Himara is the third.

Dinu is the last.



Read aloud.


## A rainy day

It's a rainy day.

We cannot go out.

We can play inside.

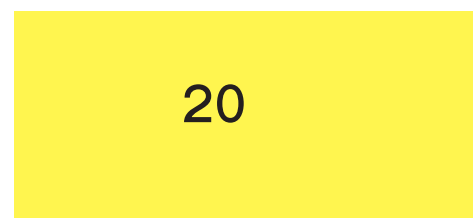
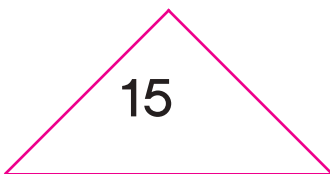

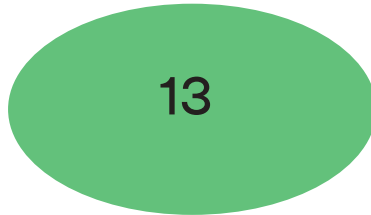
We can make paper boats.



Let's play a game.

Select a number from the shapes given below.  
Ask your friend to guess it.

Is it in a circle? No  
Is it in a square? Yes  
Is it in a blue square? No  
Your number is 18! Yes!



Listen and do.


Let's play a number game.

Take a number card.

One card has a sum.

One has the answer.

Match the sum with the answer.



Note to the teacher: Make number cards with sums and answers.

Read and speak.



I am Tick, the mouse.


My face is a 

My ears are two 

My eyes are two 

My fingers are small 

Look at the pictures. Speak.







## 8

## World around me

Listen, point and repeat.



Listen and read.



- I am Vinod.
- This is my garden.
- It has big trees.
- It has bushes.



trees



plants



bushes

Carrots grow underground!



Listen, point and read.

This is a big tree

It has leaves.

It has branches.

It has a trunk.

It has roots.

leaves

branches

roots

trunk

flowers

Read.

The seeds **hide** in soil.

They **start** growing.


Roots **grow down**.

Tiny shoots **grow up**.

At last, seeds **become** plants.



Listen and say.



one - leaf




many - leaves




big leaf

small leaves



green leaves

brown leaves



wavy leaves

A crown of leaves

Big leaves,  
small leaves.  
Round leaves,  
wavy leaves.  
Green leaves,  
brown leaves.  
Give me  
a crown of leaves.

Listen and say.

I **drink** my morning tea.

I **run** to the garden.

I **feel** the wet grass.

I **see** the bright sun.

I **hear** bird singing.



Recite.

## The Sun

The sun is in the sky.  
The sun is in the sky.  
The sun is bright.  
It gives us light.  
The sun is in the sky.



Listen and read aloud.

## The sky



Hello! I am the sun.



Hello! I am the moon.



Hello! we are stars. We are in the sky.

What we see:

Day	Night
sun	moon
birds	stars
aeroplanes	aeroplanes
kites	bats
clouds	clouds
rainbow	



Recite.

## My Shadow

It grows taller.

It grows shorter.

It can do as I do.

It follows me.

It stays with me.

It never shakes hands with me.



Read aloud.

We get water from:



rain



tap



well



river

Read and find words to complete.

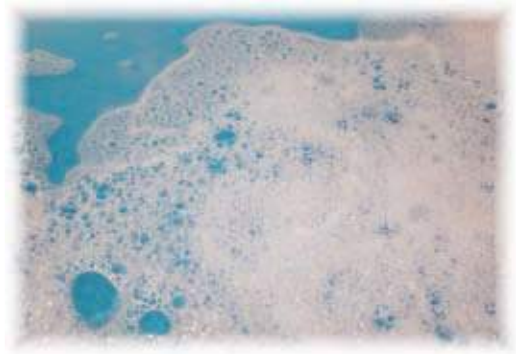
Clean water has no colour.  
We drink clean water.



Soap water is .....

Muddy water is .....

Dirty water is .....



white / black / brown

Listen and match.

## Water

We need water for drinking.

We need water for washing.

We need water for cooking.

Plants and animals need water.

Save water for tomorrow.



Read the picture story.

## Float or Sink?

Take a (1).....



Put some (2).....



look  
leaves  
basin  
coins  
water

Put (3).....



Put (4) .....



into the water.

(5)..... what happens !



Coins .....(float/sink)

Leaves ..... (float/sink)

Listen and read.



plane



bicycle



ship



jeep



train



lorry



bus



jet



van



car



boat



three  
wheeler

Read aloud.



This is our world.  
This is the globe.

This is the  
world map.

This is Sri Lanka.



Listen and repeat.




I take care of you.  
Do you take care of  
me?



Save water,  
plant a tree,  
make a better home,  
for you and me!



Study the picture.  
What can you see in the picture?





# Every student has already been Insured free of charge

## Benefits provided :

For hospitalization - Rs.200,000 annually

Accident coverage for a student - Rs. 100,000

For demise of a parent due to an accident - Rs. 75,000

Coverage for OPD treatments - critical illnesses - Rs.10,000

**Call 0113641555** for further details and conditions

(Ministry of Education)

These benefits are applicable to Suraksha Insurance Scheme 2017/2018. However, it is subject to variation.

