

# English Workbook

## Grade 3

Educational Publications Department



To obtain textbooks in electronic medium  
[www.edupub.gov.lk](http://www.edupub.gov.lk)



First Print - 2017  
Second Print - 2018  
Third Print - 2019

All Rights Reserved

ISBN 978 - 955 - 25 - 0047 - 3

Published by Educational Publications Department  
Printed by Department of Government Printing

## The National Anthem of Sri Lanka

Sri Lanka Matha

Apa Sri Lanka Namō Namō Namō Namō Matha

Sundara siri barinee, surendi athi sobamana Lanka

Dhanya dhanaya neka mal palaturu piri jaya bhoomiya ramya

Apa hata sepa siri setha sadana jeewanaye matha

Piliganu mena apa bhakthi pooja Namō Namō Matha

Apa Sri Lanka Namō Namō Namō Namō Matha

Oba we apa vidya

Obamaya apa sathya

Oba we apa shakthi

Apa hada thula bhakthi

Oba apa aloke

Apaga anuprane

Oba apa jeevana we

Apa mukthiya oba we

Nava jeevana demine, nithina apa pubudukaran matha

Gnana veerya vadawamina regena yanu mana jaya bhoomi kara

Eka mavakage daru kela bevina

Yamu yamu vee nopama

Prema vada sema bheda durerada

Namō, Namō Matha

Apa Sri Lanka Namō Namō Namō Namō Matha

අපි වෙමු එක මවකගෙ දරුවෝ  
එක නිවසෙහි වෙසෙන  
එක පාටැති එක රැඳිරය වේ  
අප කය තුළ දුවන

එබැවින් අපි වෙමු සොයුරු සොයුරියෝ  
එක ලෙස එහි වැඩෙන  
පීවත් වන අප මෙම නිවසේ  
සොදින සිටිය යුතු වේ

සැමට ම මෙන් කරණා ගුණෙහි  
වෙළු සමඟි දමිනි  
රන් මිණි මුතු නො ව එය ම ය සැපත  
කිසි කල නොම දිරන

ආනන්ද සමරකෝන්

ஒரு தாய் மக்கள் நாமாவோம்  
ஒன்றே நாம் வாழும்மில்லம்  
நன்றே உடலில் ஓடும்  
ஒன்றே நம் குருதி நிறம்

அதனால் சகோதரர் நாமாவோம்  
ஒன்றாய் வாழும் வளரும் நாம்  
நன்றாய் இவ் இல்லினிலே  
நலமே வாழ்தல் வேண்டுமன்றோ

யாவரும் அன்பு கருணையுடன்  
ஒற்றுமை சிறக்க வாழ்ந்திடுதல்  
பொன்னும் மணியும் முத்துமல்ல - அதுவே  
யான்று மழியாச் செல்வமன்றோ

ஆனந்த சமரக்கோன்  
கவிதையின் பெயர்ப்பு



Being innovative, changing with right knowledge  
Be a light to the country as well as to the world.

**Message from the Hon. Minister of Education**

The past two decades have been significant in the world history due to changes that took place in technology. The present students face a lot of new challenges along with the rapid development of Information Technology, communication and other related fields. The manner of career opportunities are liable to change specifically in the near future. In such an environment, with a new technological and intellectual society, thousands of innovative career opportunities would be created. To win those challenges, it is the responsibility of the Sri Lankan Government and myself, as the Minister of Education, to empower you all.

This book is a product of free education. Your aim must be to use this book properly and acquire the necessary knowledge out of it. The government in turn is able to provide free textbooks to you, as a result of the commitment and labour of your parents and elders.

Since we have understood that the education is crucial in deciding the future of a country, the government has taken steps to change curriculum to suit the rapid changes of the technological world. Hence, you have to dedicate yourselves to become productive citizens. I believe that the knowledge this book provides will suffice your aim.

It is your duty to give a proper value to the money spent by the government on your education. Also you should understand that education determines your future. Make sure that you reach the optimum social stratum through education.

I congratulate you to enjoy the benefits of free education and bloom as an honoured citizen who takes the name of Sri Lanka to the world.

**Akila Viraj Kariyawasam**  
**Minister of Education**

## Foreword

You are born in a country, which is renowned as the Pearl of the Indian Ocean. Even though your country appeared to be small when compared to other countries, its worth is incomparable. You who are born in such a treasured and estimable country are truly fortunate. It is our sole expectation that as students, you would enlighten the future world by educating yourselves well and by becoming virtuous citizens. In order to help realize that expectation, the government takes all necessary measures to provide all the facilities free of charge. This textbook is offered to you as one step of that process.

According to the primary curriculum, new textbooks for grades 1, 2, 3, and 4 have already been introduced. Following the introduction of new textbooks for grade 5 in 2020, the revision of the primary curriculum will be concluded. There are about 30 textbooks offered by the government to students studying in grades 1 to 5. It's your responsibility to strive towards enlightening your life through the usage of this treasure.

I would like to bestow my sincere thanks on the members of the editorial and writer boards as well as on the staff of the Educational Publications Department who have strived to offer this textbook to you.

**W. M. Jayantha Wickramanayaka,**  
Commissioner General of Educational Publications,  
Educational Publications Department,  
Isurupaya,  
Battaramulla.  
2019.04.10

### **Monitoring and Supervision**

**W.M. Jayantha Wickramanayaka**

- Commissioner General of Educational Publications  
Educational Publications Department

### **Direction**

**W.A. Nirmala Piyaseeli**

- Commissioner (Development)  
Educational Publications Department

### **Co-ordination**

**Ranjith Iluppitiya**

- Deputy Commissioner  
Educational Publications Department

**W.Indumini Darshika**

- Assistant Commissioner  
Educational Publications Department

### **Panel of Editors**

**Dr. Chitra Jayathilake**

- Senior Lecturer - Grade I  
Department of English  
University of Sri Jayewardenepura

**B. Maheshi Weerasooriya**

- Director of Education  
English and Foreign Languages Branch  
Ministry of Education

**Chapa Welagedara**

- Assistant Lecturer  
National Institute of Education  
Maharagama

**Ranjith Iluppitiya**

- Deputy Commissioner  
Educational Publications Department

### **Panel of Writers**

**Madhuri Kannangara**

- Regional English Support Centre,  
Kandy,  
Peradeniya NCOE,  
Penideniya.

**Jayamini Sampath Kodikara**

- Dr. Kulasinghe Maha Vidyalaya  
Udammita,  
Kotugoda.

- Nilani Deepika Karunarachchi** - Regional English Support Centre,  
Yakkala.
- T.H.S. Nilanthi de Silva** - Katana Divisional Education Office,  
Seeduwa,
- D.M.C.D. Dissanayake** - Teacher Centre,  
Kahangama,  
Ratnapura.
- Proof Reading**
- Nirmala Kaluarachchi** - Devi Balika Vidyalaya  
Colombo - 08
- Language Editing**
- Madupani Pradeepika** - Thissa Central College,  
Kalutara
- Illustrations**
- Saman Kalubowila** - Anura Madya Maha Vidyalaya  
Yakkala
- Cover Page and Page Layout Designing**
- Charani Nishamini Alahakoon** - IT Branch  
Educational Publications Department



# CONTENTS


1	Myself	1-17
2	My home	18-33
3	Our school	34-49
4	My food bag	50-62
5	Animal friends	63-77
6	Clothes we wear	78-83
7	Playing is fun	84-100
8	World around me	101-114






# Myself

Listen and say.



Draw yourself. Write your name.



*For free distribution*



Write your name here.

I am



*For free distribution*

Practise with your friends.



What's your name?

I'm Dasuni.



Copy your friends' names.

Handwriting practice lines consisting of four sets of three horizontal lines each: a solid top line, a dotted middle line, and a solid bottom line.

Draw lines and match.

one

2

five

3

two

1

three

4

5

four

Copy the word.

1 one

2 two

3 three

4 four

5 five

Handwriting practice lines consisting of a solid top line, a dotted middle line, and a solid bottom line. There are five sets of these lines, corresponding to the words 'one', 'two', 'three', 'four', and 'five'.



# Numbers

Draw lines and match.

1

2

3

4

5

five

nine

two

seven

one

three

six

eight

four

ten

6

7

8

9

10



Draw flowers.

six

seven

eight

nine

ten




*For free distribution*



Write the number in words.

6




---

---

---

7




---

---

---

8




---

---

---

9




---

---

---

10



---

---

---



Count and write the missing letters.

Two bees → 

--	--	--	--

Two bees → 

--	--	--	--

Frog ↓ 

o

Five strawberries → 

f			
---	--	--	--

Two clownfish → 

t		

Three flowers → 

		r		
--	--	---	--	--

<b>6</b>	<b>8</b>				
<b>7</b>			e		
					<b>9</b>
	x				
			e		



Read and write.  
How old are you?



I am eight



I am



Draw your face.



Read and copy.

What grade  
are you in?



I am in grade three

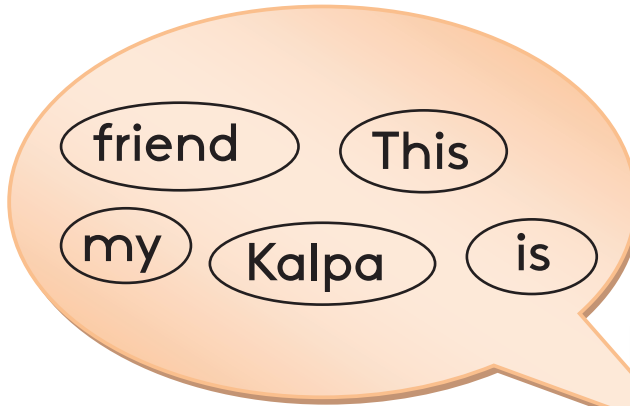
Where do you live?

Write.

I live in



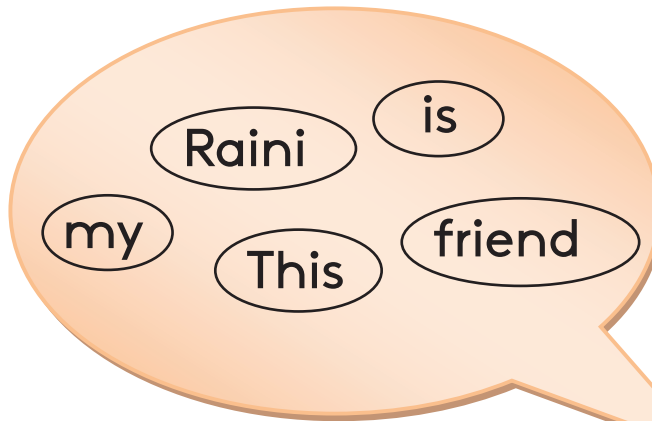
Write the sentence in the correct order.



---

---

---




---

---

---

Draw your friend and write.

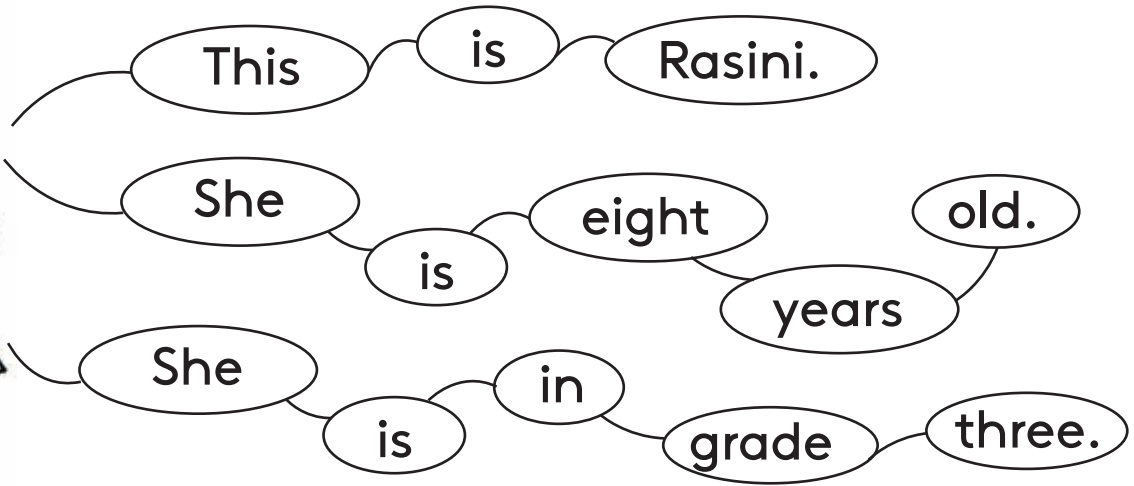


This is my friend



*For free distribution*

Join words and write.

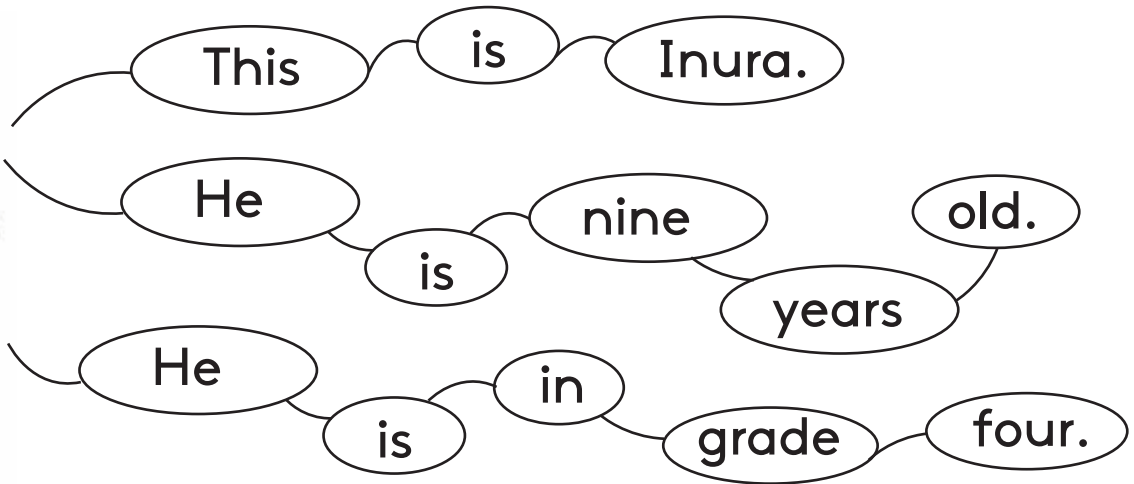


.....

.....

.....

.....



.....

.....

.....

.....

# My Pets

Draw lines and match.



cow

fish

parrot



dog



cat




rabbit



Rearrange and write.


a This



fish. is

---


a This



cat. is

---


a This



dog. is

---


a This



rabbit. is

---

a This



parrot. is

---

Draw and colour your pet.



This is my pet.

It is a



Rearrange the letters.



o d g

.....



f h i s

.....



a c t

.....

i r a b t b

.....



r r a p t o

.....

# My home

Match.



brother



sister

mother



father



Copy.

father

mother

sister

brother



Draw and copy.



This is my father.



This is my mother.



This is my sister.



This is my brother.



This is me.

Match.



grandmother

aunt

uncle

grandfather

Copy.

grandfather

grandmother

aunt

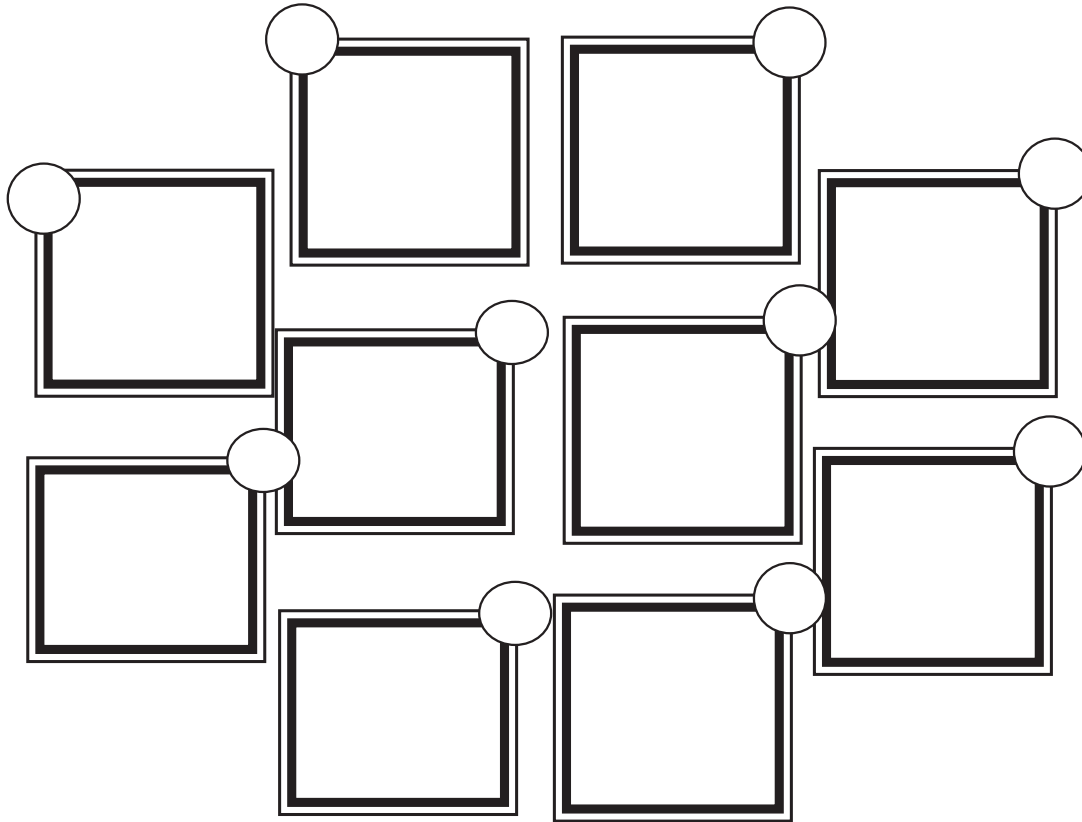
uncle

Blank handwriting practice lines consisting of a solid top line, a dashed middle line, and a solid bottom line.

Blank handwriting practice lines consisting of a solid top line, a dashed middle line, and a solid bottom line.

Draw your family. Write numbers.

### My family tree



1. This is my father.

2. ....

3. ....

4. ....

5. ....

6. ....

7. ....

8. ....

9. ....

10. ....



a boy  
This is a boy.



a girl  
This is a girl.

Rearrange and write.



is This girl. a

---

---

---



is boy. This a

---

---

---



# Rearrange and write.



r a h  
t f e

.....



r o h  
t m e

.....



i s s  
t r e

.....



b o h r  
t r e

.....



d n h e r f  
g a a t r

.....



a g n d e h  
r r o m t

.....

Read and complete.

He	She
----	-----



This is Mihira.

.....is .....



This is Kumudu.

.....is .....



This is Nayana.

.....



This is Supun.

.....

Draw your family.



Complete.

I am ..... (name)

Meet my ..... e a f h t r

..... is happy. (He/She)

Meet my ..... e o m h t r

..... is happy. (He/She)

Meet my ..... t s s i e r

..... is happy. (He/She)

Meet my ..... r o t h b r e

..... is happy. (He/She)

I have a happy family.



Match.



Good morning

Good afternoon

Good evening

Good night

Write the greeting.



.....



.....



.....



.....

Practise and copy.




How are you?

I am fine.  
Thank you.



Handwriting practice lines consisting of four sets of horizontal lines. Each set includes a solid top line, a dashed middle line, and a solid bottom line.

Listen and number.



Label the parts.

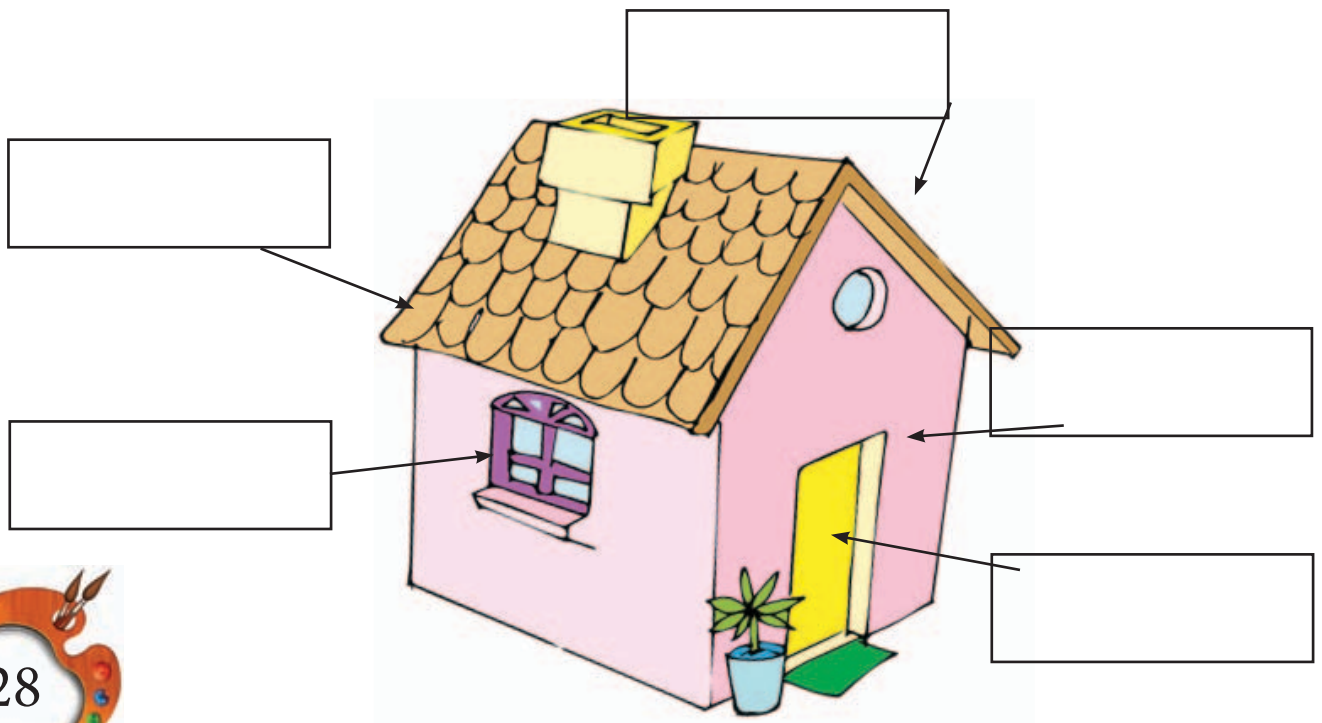
window

door

roof

wall

house



Write.



What is this?

This is a rose.



.....



.....



.....

Read and write.

What is that?




That is a house.



house



.....



cow



.....



hat




.....



fan



.....



kite



Match.



brush

wash

eat

drink

go

play

bathe


write

watch

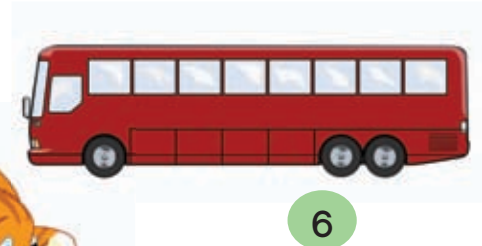

sleep



Read and match.



a an



Write.

e.g.: an apple

1.....

6.....

2.....

7.....

3.....

8.....


4.....

9.....

5.....



Read and colour.






black

red

yellow

blue

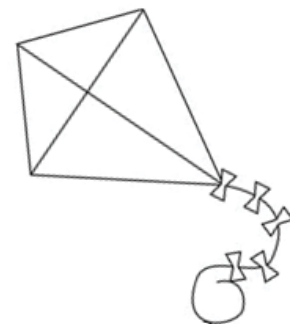
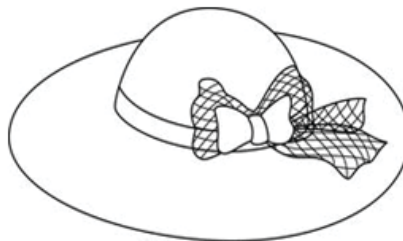




white

orange

green

Listen and colour.




# Our school

Match.



3



1. herbal garden
2. playground
3. classroom
4. principal's office
5. dancing room
6. music room
7. library

Look and name the people.



1. principal
2. vice principal
3. teacher
4. librarian
5. security guard



Put a tick (✓) or a cross (✗).

### Things in my classroom

fan	
broom	
black board	
timetable	
window	
calendar	
clock	
dustbin	
desk	
cupboard	

Write about your classroom.

We have a .....in the classroom.

The walls are ..... (colour)

The desks are ..... (colour)

I like my classroom.



## Match A with B.

A

We sing  
We dance  
We read  
We play  
We learn

B

in the dancing room.  
in the library.  
in the music room.  
in the classroom.  
in the playground.

## Write "Yes or No".

<p style="text-align: center;"><b>dance</b></p> <p>classroom <input type="checkbox"/></p> <p>dancing room <input type="checkbox"/></p>	<p style="text-align: center;"><b>sing</b></p> <p>library <input type="checkbox"/></p> <p>music room <input type="checkbox"/></p>
<p style="text-align: center;"><b>play</b></p> <p>music room <input type="checkbox"/></p> <p>playground <input type="checkbox"/></p>	<p style="text-align: center;"><b>learn</b></p> <p>classroom <input type="checkbox"/></p> <p>dancing room <input type="checkbox"/></p>
<p style="text-align: center;"><b>read</b></p> <p>library <input type="checkbox"/></p> <p>playground <input type="checkbox"/></p>	

Name the pictures.



Draw face in the box.

I don't have



I have



1. I have a ruler
2. I don't have an eraser
3. I have a pen
4. I have an eraser
5. I don't have scissors




Match the pictures with words.



mouse



monitor



CPU

keyboard



*For free distribution*



Help teddy bears to find their computer parts.

bear	red	blue	green	yellow
part	CPU	monitor	mouse	keyboard



Find the parts of a computer and colour the words.

e	h	a	b	c	d	e	f	g	h
i	j	m	o	n	i	t	o	r	k
l	m	o	n	o	p	q	r	s	t
c	p	u	v	w	x	y	z	a	b
c	d	s	f	g	h	i	j	f	k
l	k	e	y	b	o	a	r	d	m
n	o	p	q	r	v	w	x	b	p

Cross off 'Z' and find the hidden word.

1. ~~Z~~~~Z~~KZEZZYBZZOZAZZRZD

.....

2. MZZOZUZZSZZE

.....

3. ZZZZCZPZUZZ

.....

4. ZMZONZIZTZOZR

.....



## Days

Copy.

Monday .....

Tuesday .....

Wednesday .....

Thursday .....

Friday .....

Saturday .....

Sunday .....

Find the hidden word.

1. M y n a d o .....

2. u s d T e a y .....

3. n W e d s a y d e .....

4. d h a u r s T y .....

5. F r d y a i .....



Match the pictures with sentences.



1



2



3



4



5

Clean the garden

Plant trees

Water the plants

Put litter into the bin

Plant seeds


## Listen.

Good morning.

I am Raveen.

Welcome to news.

Parents' meeting is on Monday.

Have a nice day!

Thank you.

## Write your news.

Good morning.

I am .....

Welcome to news.

Parents' meeting is on.....

Have a nice day.

Thank you.



Read and fill in the blanks.



Kumar

1. I come to school by car.



Senuri

2. ....



Sewna

3. ....

4. Malik ..... by bicycle.



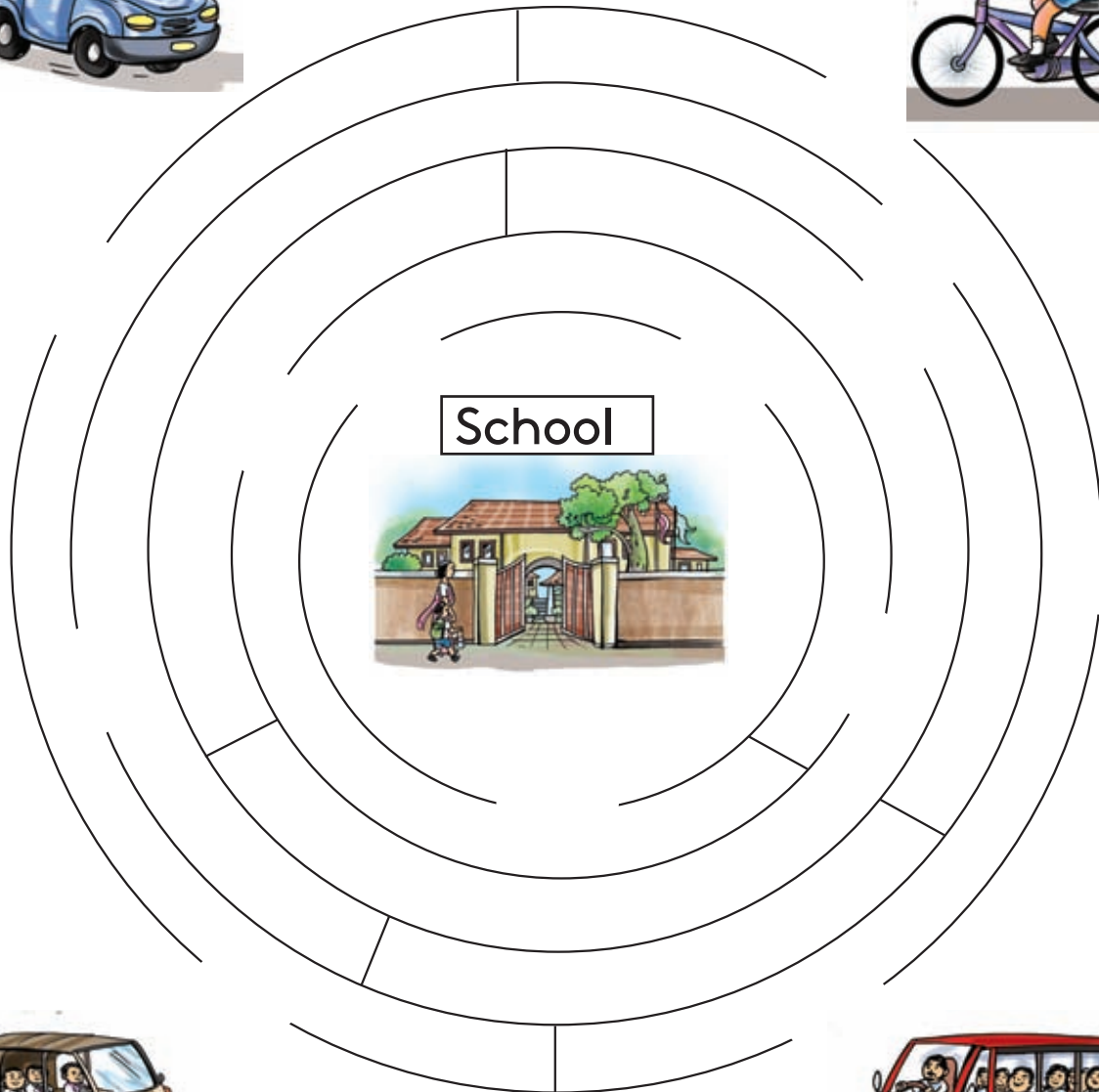
Nipun

5. .... on foot.



Malik

Help them to find the way to school.





## Read the price list.

	Rs.
pencil 	10.00
blue pen 	20.00
eraser 	5.00
ruler  	12.00
A4 paper 	2.00
map 	4.00
bristol board 	15.00

## Listen and write.

1. How much is a pencil?

It is 10 rupees.

2. How much is a blue pen?

It is ..... rupees.

3. How much is an A4 paper?

It is ..... rupees.

4. How much is a ruler?

It is ..... rupees.

5. How much is a bristol board?

It is ..... rupees.

Match the food with the day.



green gram



rice and curry



pittu



veggie roti

- Monday
- Tuesday
- Wednesday
- Thursday
- Friday




chickpeas

Complete the sentences.

1. I like veggie roti on .....
2. I like chickpeas on .....
3. I like green gram on .....
4. I like rice and curry on .....
5. I like pittu on .....

# What do you do?



I clean the garden.

.....  
.....

Nisal

Draw yourself

Write your name .....

# Draw your school and colour.



# 4

## My food bag

Write 'a' or 'an'.



apple



banana



pineapple



watermelon



papaya



mango



rambutan

Rearrange and write.

watermelons like I

-----

like I bananas

-----



like


I

guavas

don't



Here is salad plate. Draw fruits.



Fill in the blanks.

- ..... the fruits.
- ..... and cut the fruits.
- ..... the fruits.

Peel    Arrange    Wash

*For free distribution*



Find and write the number.

tomatoes

carrots

leeks

beans

cabbages

pumpkin

mushrooms

potatoes



Colour the vegetables in the soup.



Read and write.



I like carrots.  
They are orange.  
What do you like?

Do the puzzle.

The puzzle grid consists of a central vertical column of seven circles. The second circle from the top contains the letter 'o'. The third circle from the top contains the letter 'i'. The fourth circle from the top contains the letter 's'. Three horizontal rows of circles intersect this central column. The first horizontal row has four circles, with the second one containing 'o'. The second horizontal row has seven circles, with the third one containing 'i'. The third horizontal row has four circles, with the fourth one containing 's'. Arrows point from images of onions, corn, spinach, and sweet potatoes to their respective positions in the grid.

Let's make a garden.

- Take a box, clay, ice cream sticks, glue and a bristol board.
- Make your vegetable garden.
- Name the vegetables.





Fill in the blanks and sing.

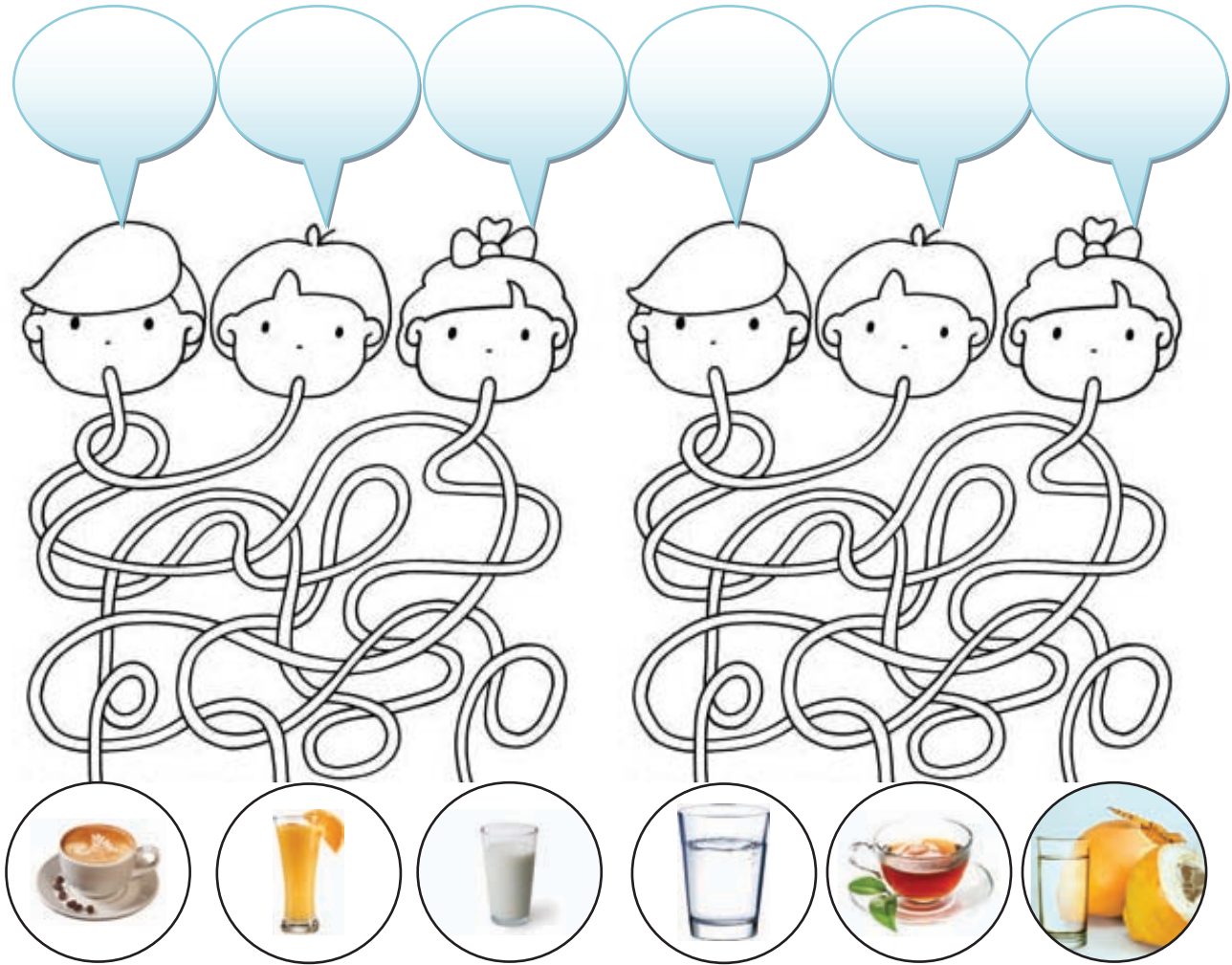
\_\_\_\_\_ put the \_\_\_\_\_ on,  
\_\_\_\_\_ put the \_\_\_\_\_ on,  
\_\_\_\_\_ put the \_\_\_\_\_ on,  
We'll all have \_\_\_\_\_.

\_\_\_\_\_ take it off again,  
\_\_\_\_\_ take it off again,  
\_\_\_\_\_ take it off again,  
They've all gone away.

Decorate the tea pot.



Find and write.



Write.

I like...

- coffee
- milk
- tea
- water
- orange juice
- king coconut

I don't like...

Pack your picnic basket.  
Paste/draw the food items you like.



Find and colour the food items.

s	a	n	d	w	i	c	h	e	s	s	a	b	b
s	a	d	n	v	i	c	h	e	e	s	e	i	e
n	f	u	y	o	g	h	u	r	t	q	w	s	s
a	r	k	a	b	a	n	a	n	a	y	a	c	c
b	u	v	s	u	c	a	k	e	n	m	t	u	a
g	i	r	a	i	w	a	d	i	i	z	e	i	i
h	t	g	w	a	d	e	i	w	o	u	r	t	t
l	s	h	f	r	u	t	s	j	p	x	y	s	s

Listen to your teacher. Circle the picture.  
Then write the correct word.

coconuts

sugar

fish

eggs



Help them to find the correct trolley.



eggs



fish



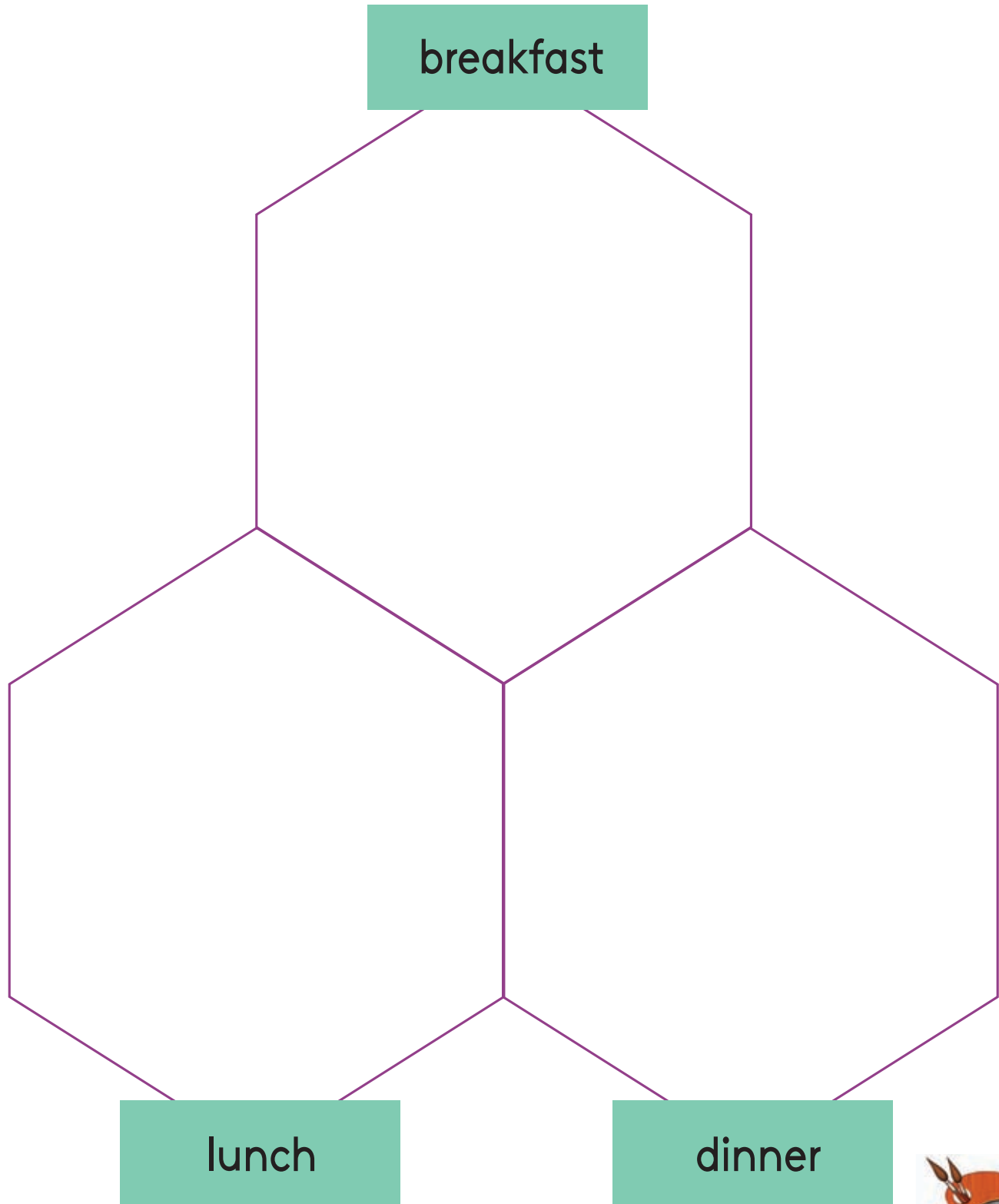
sugar



coconut



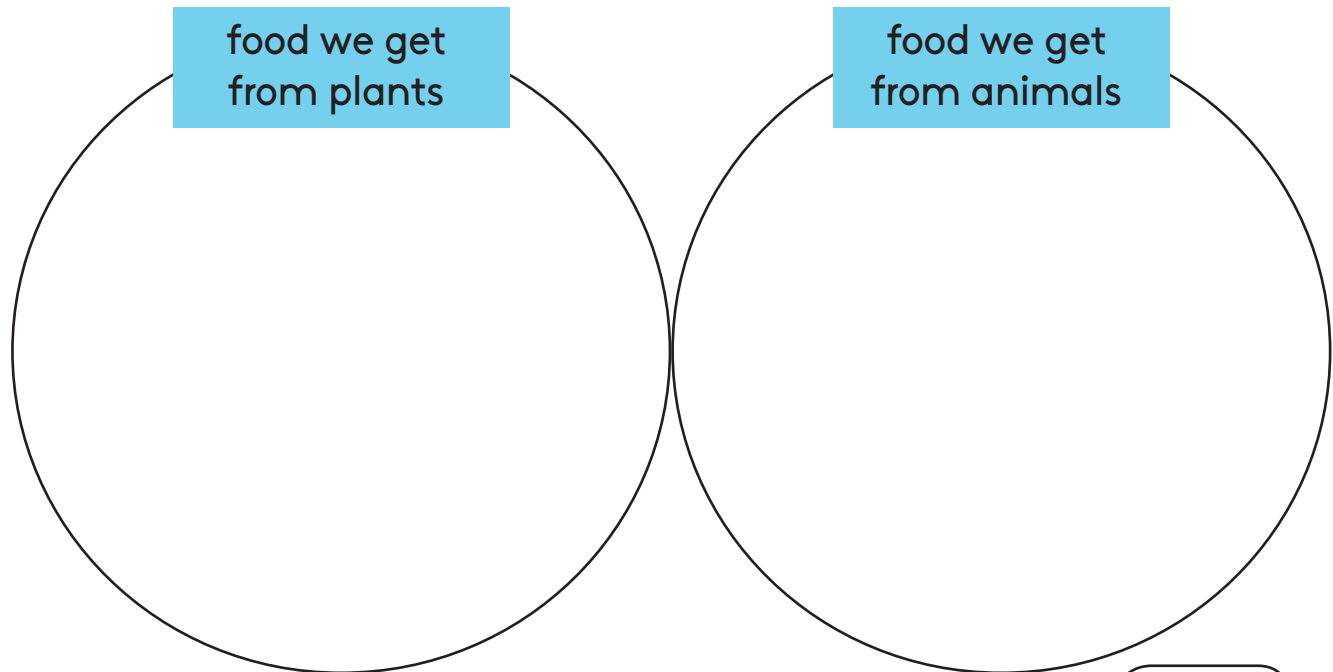
Draw your favourite food for each meal.



*For free distribution*



## Select and write.



meat

fish

milk

green leaves

yams

eggs

green gram

vegetables

fruits

## Find and write.

1. g e g s \_ \_ \_ \_ \_

2. u f t r i s \_ \_ \_ \_ \_

3. i h f s \_ \_ \_ \_ \_

4. y m s a \_ \_ \_ \_ \_

5. i m l k \_ \_ \_ \_ \_



Read and put a ✓ or a ✗.

1. Eat fresh fruits and vegetables.
2. Wash your hands before you eat.
3. Avoid fast food.
4. Drink plenty of water.


Sort and write in the table.

tea, guava, grapes, apple, milk, water, mango	carrots, pumpkin, cabbages, pineapple, leeks, coffee,	tomatoes, banana, potatoes, beans, orange, rambutan,
---	--	---

Fruits	Vegetables	Drinks

# Talk to a friend. Complete.

Do you like....?



Yes, I do.



No, I don't



me



my friend



me



my friend



me



my friend



me



my friend



me



my friend



me



my friend



me



my friend





# Animal friends





5

Find hidden animals and circle.

p	a	i	k	s	h	e	e	p
a	e	o	k	l	e	p	r	j
r	s	a	c	h	n	d	a	w
r	l	r	a	b	b	i	t	l
o	i	l	t	h	t	w	l	q
t	o	b	h	s	n	a	k	e
z	n	l	r	d	u	c	k	h
c	f	j	m	o	n	k	e	y
c	c	l	d	g	s	d	t	l
y	o	p	r	s	r	s	i	t
o	w	l	e	e	c	r	o	w
b	u	t	t	e	r	f	l	y



Find and write the number.



1. worm
2. owl
3. mynah
4. rat
5. parrot
6. butterfly
7. bee
8. crow
9. monkey
10. squirrel

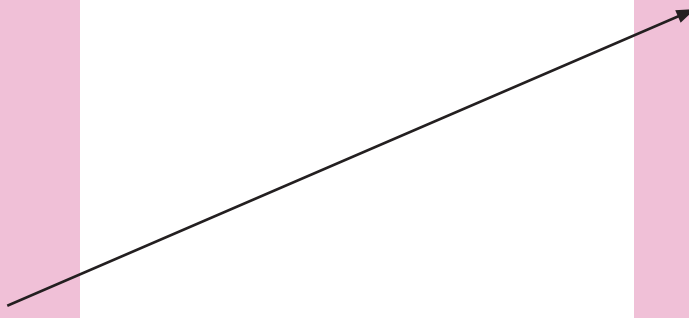
Match.

one

rat  
crow  
parrot  
worm  
monkey

many

worms  
monkeys  
rats  
parrots  
crows



Select the animals and circle.

branch  
rat  
cow  
elephant  
wall  
monkey  
desk  
chair  
squirrel

Select and fill.

This is an old .....

It lives in a .....


It has big .....

It eats .....



rats  
owl  
eyes  
tree

Draw your garden.



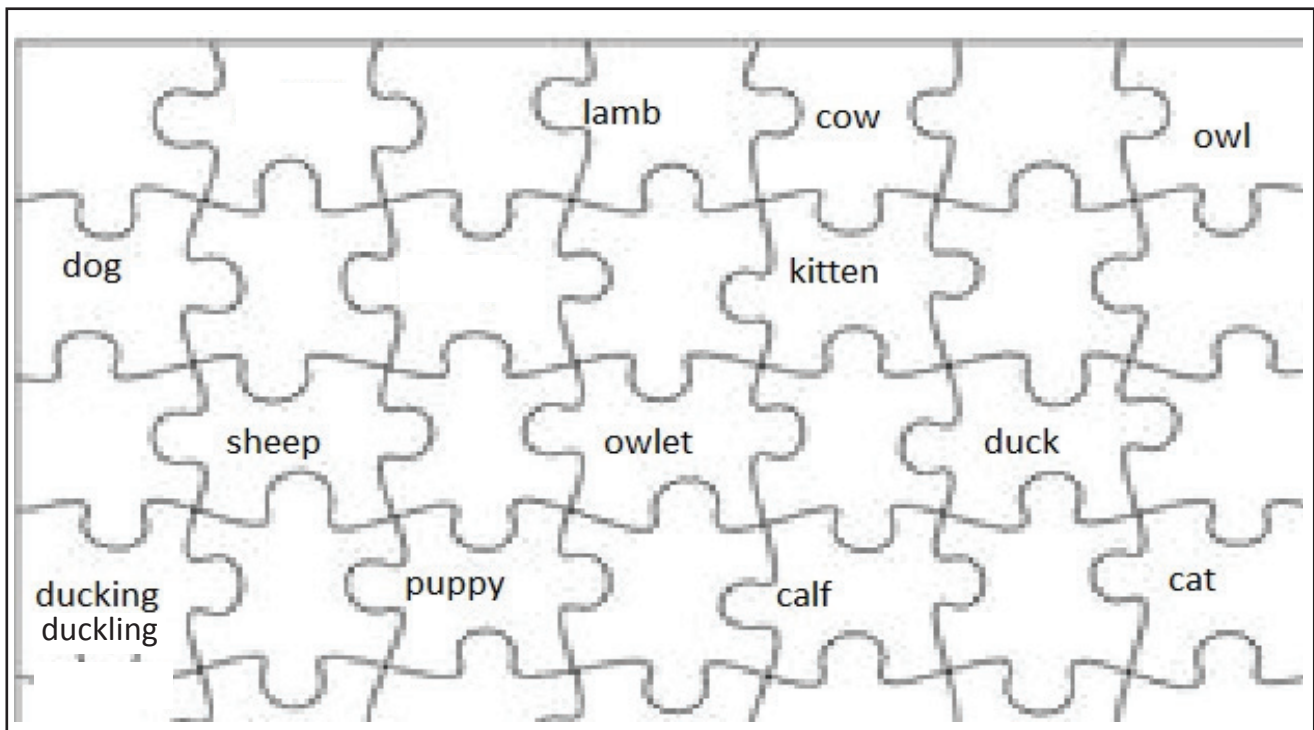
Find and match.

duck  
owl  
cat  
dog  
cow  
sheep

calf  
owlet  
kitten  
duckling  
puppy  
lamb



Listen and colour.





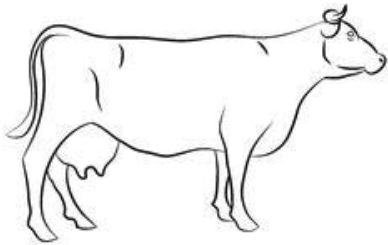


Read and match.

kennel coop den pond burrow  
cave hive nest

rabbit lion bear bird  
bee fish hen dog

Listen to the song and colour.



Read and draw.

Two black sheep

Four brown dogs



## Read, find and write.

I'm big. I have a trunk.  
I eat leaves. Who am I?

I'm an .....

I have a long neck.  
I have spots.  
I eat leaves. Who am I?

.....

I'm tall. I have a hump. I  
live in a desert.

Who am I?

I'm a .....



a giraffe



an elephant



a camel

## Read and join.


cows  
hens  
horses  
cats  
ducks  
dogs

woof  
neigh  
quack  
cluck  
mew  
moo






Read, complete and match.



Listen and number.



Find and match.



I have a trunk.

I have wings.



I have two horns.

I have fins.



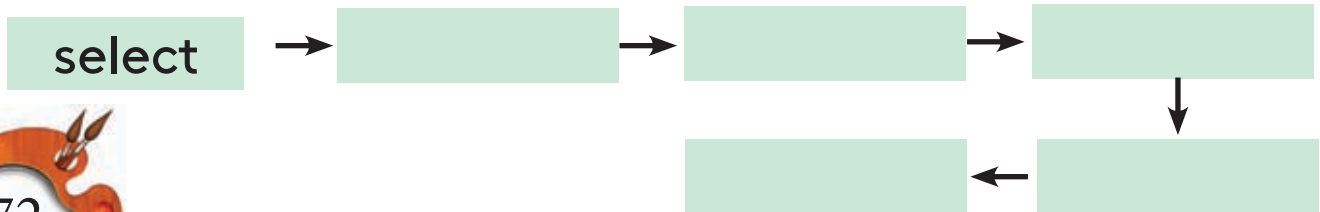
I have a tail.

I have a beak.




Let's make a mask. Listen and complete.


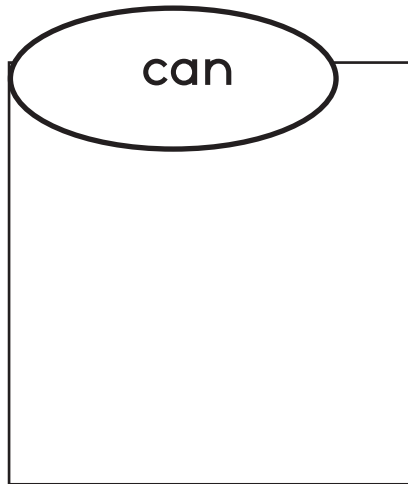
- fix
- select
- cut
- colour
- try
- draw



Draw your mask here.



Read and sort. Write the number in the correct box.



- 1.The dogs can't hop.
- 3.The rabbits can hop.
- 5.The fish can swim.
- 7.The rabbits can't fly.

- 2.The fish can't run.
- 4.The parrots can't swim.
- 6.The dogs can run.

Complete and copy.

My favourite animal can .....

My favourite animal can't .....



Label the parts.



trunk tail ears eyes

*For free distribution*



Label and match.




parrot



fruits

Write.



For free distribution



# Clothes we wear

Match the clothes with the names.



Rasini

Meena

Waruni

Razik





Find the words and circle.

s	w	e	a	t	e	r	g
b	a	r	s	o	f	t	l
v	t	w	d	w	h	m	o
z	c	d	r	e	s	s	v
a	h	g	k	l	t	c	e
n	p	y	j	a	m	a	s
p	x	o	c	q	y	p	i
j	a	c	k	e	t	i	e

Match and write.



straps

\_\_\_\_\_

\_\_\_\_\_

\_\_\_\_\_

\_\_\_\_\_

\_\_\_\_\_

pocket/buckle/straps

collar/straps



For free distribution

Match and read.

1) How are you?

Good - bye!

I am fine.

---

2) What's this?

It's a frock.

Hello!

---

3) Good afternoon!

Good afternoon!

Good luck!

---

4) This is my new shirt.

It's nice.

Thank you.

---

5) May I have a look?

Yes, you may.

Let's go.

## Write missing letters.

1) M \_\_\_nd\_\_\_y

2) Tu\_\_\_sda\_\_\_

3) W\_\_\_d\_\_\_ \_\_\_sd\_\_\_y

4) Th\_\_\_ \_\_\_sd \_\_\_ \_\_\_

5) Fr\_\_\_ \_\_\_ay

6) S\_\_\_t\_\_\_r\_\_\_a\_\_\_

7) S\_\_\_ \_\_\_d\_\_\_y

## Sing

I'm in a textile shop.  
It is in a hill-top.  
There are clothes and bags,  
colourful and with some tags.

I'm happy and jump twice,  
my blouse, right in size,  
socks for my little brother,  
a blue apron for mother.



What do they say? Write.



Good morning

Good afternoon

Good evening

Good night



# Playing is fun

Listen and number.



Read and draw lines to match.

fly

build

play

run

hide and  
seek

play  
houses

races

kites

Mime and ask your friends to guess.

- a) throw the ball
- b) catch the ball
- c) kick the ball
- d) bounce the ball
- e) pass the ball

Study the picture and rearrange the letters.



..... (hctac) the ball.



..... (rohtw) the ball.



..... (ikkc) the ball.



..... (assp) the ball.



..... (obnuec) the ball.

Find and circle the words.

( catch / pass / bounce / kick / throw )


b	o	u	n	c	e	p	a	s
o	a	t	p	a	s	s	r	h
n	b	e	o	t	i	c	t	n
u	o	k	i	c	k	a	e	o
c	p	i	t	h	r	o	w	i





How many?

Count and write the number in word.



Three red balls and  
two blue balls.

Three and two make  
five.

There are five balls.



..... blue cars and

..... green cars .....

and ..... make .....

There are ..... toy cars .



.....pink balloons

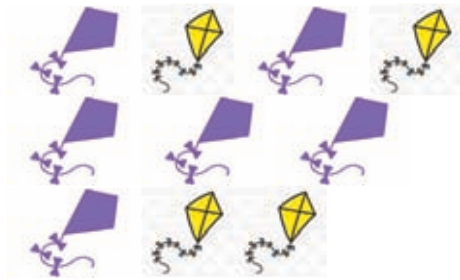
and ..... blue balloons.

..... and .....make

.....

There are .....

balloons.



.....purple kites and  
.....yellow kites.  
..... and ..... make  
.....  
There are .....kites.



.....brown bears and  
.....black bear. ....  
and ..... make .....  
There are ..... bears.

Count and write the number.

1) Pasan has .....toys.



2) Lahiru has .....toys.



3) Savini has .....toys.



Read, draw and colour.

11 red ovals

12 blue circles

13 green squares

14 yellow  
triangles

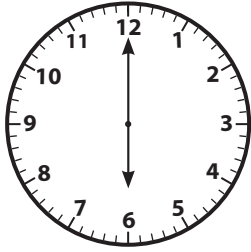
15 purple  
rectangles



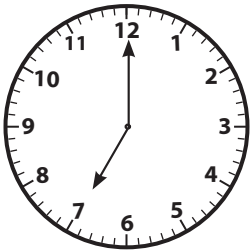
*For free distribution*



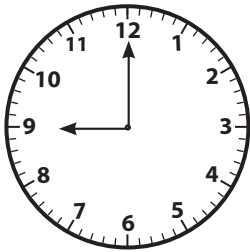
# Match.



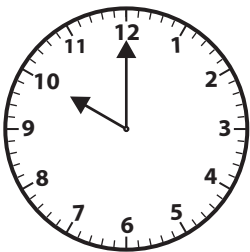
seven o'clock



nine o'clock



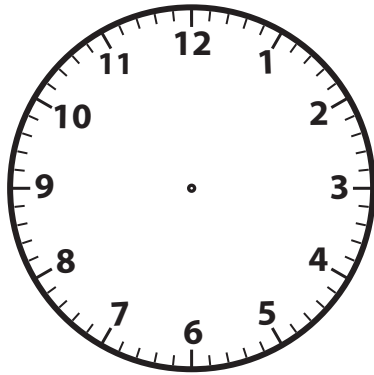
ten o'clock



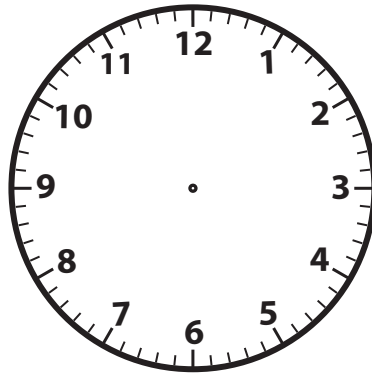
six o'clock

Draw.

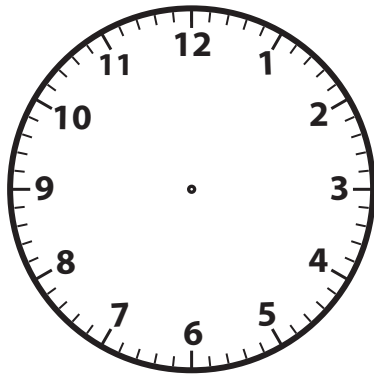
four o'clock



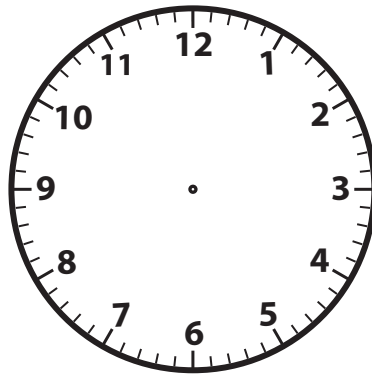
five o'clock



eleven o'clock



eight o'clock




Read aloud and copy.


This is the addition mark.



.....



.....



*For free distribution*

Let's play a game! You can play with a friend.

Make ten cards.

Write the numbers one to ten.

Keep the cards upside down.

Take two cards.

Add the numbers.

Give the answer.

Read aloud and write in words.

1.  $1 + 9$  is 10 - One plus nine is ten.

2.  $4 + 6$  is 10 -

3.  $7 + 3$  is 10 -

4.  $8 + 2$  is 10 -

5.  $5 + 5$  is 10 -

Complete the grid.

Write the names of five friends in the grid. Go to your friends. Ask and answer.

e.g : Do you like netball? Yes, I do. (✓)

No I don't. (✗)

*For free distribution*



Name	Elle	Netball	Football	Cricket	Volleyball

Match the word with the picture.



football

volleyball

cricket

netball

elle



Read and match.

1. 10 minus 7 is

2. 14 minus 8 is

3. 15 minus 10 is

4. 13 minus 4 is

5. 12 minus 5 is

five

three

seven

six

nine

Listen and circle.

12 14 11 10

19 20 9 13

20 2 15 14



Write these in words.

1.  $10+1 = 11$

Ten plus one is 11.

2.  $10-2 = 8$

.....is 8

3.  $10+3 = 13$

.....is 13

4.  $10+ 4 = 14$

.....is 14

5.  $10- 5 = 5$

.....is 5

Telephone Numbers.

Find and write.

Name	Telephone number
Father	
Mother	
Class teacher	

Listen and match.

Results of the race.

Himara

first

Dinu

second

Amod

third

Rasi

last



- Go to the playground. Run a race. Record the first, second and third.

.....is the first.

.....is the second.

.....is the third.

### What do you do on a rainy day?

Read and put a tick .

play cards ( )

play cricket ( )

play chess ( )

make paper boats ( )

fly kites ( )

### Make sentences.

1.play/We/c hess.

.....

2.make/boats./We/paper

.....


3.We/songs./s ing

.....

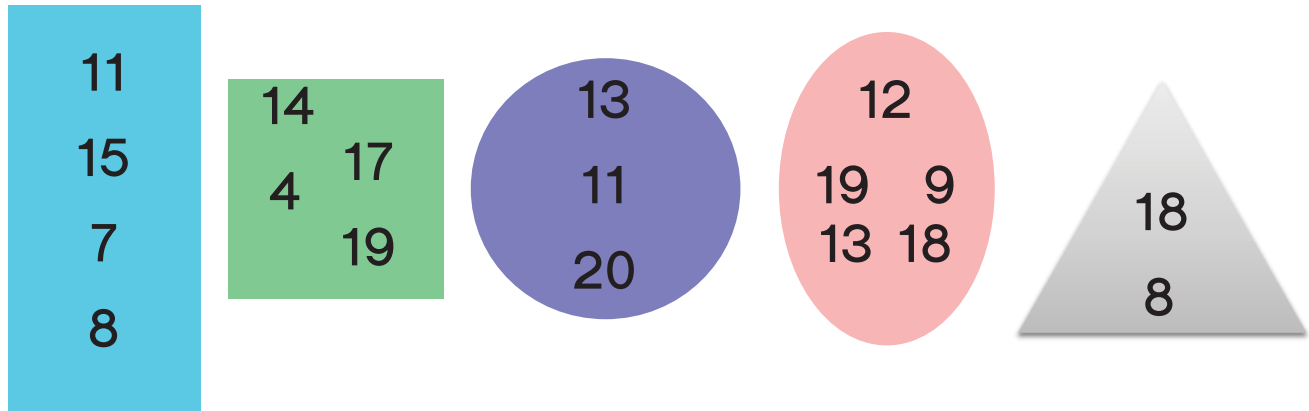


Draw and write.

What do you like to do on a rainy day?



Study the shapes. Read, find and write the number.



1. It is in the circle. It is in the rectangle. ....
2. It is in the rectangle. It is in the triangle. ....
3. It is in the oval. It is in the triangle. ....
4. It is in the square. It is in the oval. ....
5. It is only in the circle. ....

Make an animal using shapes.



Paste it in the box. Give it a name.

It speaks:

I am .....

I have .....

My ..... are four .....

.....

.....

.....



*For free distribution*

# 8

## World around me

Word search.

Find the words and colour.

f	e	n	f	p	o	n	d
e	r	c	e	b	u	s	h
p	a	t	n	t	p	o	t
a	n	s	c	r	a	e	h
t	r	e	e	e	t	t	o
s	w	i	n	g	h	s	p

fence

Guess them!

You walk along this.

It's the .....

You swing on this.

It's the .....


You have fish in it.

It's the .....

You have this around the garden.

It's the .....

Get into pairs. Ask and answer. Take turns.



What is number one?



It is a.....

Name the pictures.

1. ....

2. ....

3. ....



Draw your garden.



Write.

This is my garden.

It has .....

.....

.....

.....

.....

.....

.....

.....

.....

.....

.....

Read the words. Draw a tree and label.

- roots
- leaves
- fruits
- flowers
- branches
- trunk



Read and order. Write the number in the boxes.

At last, seeds become plants.

Tiny shoots grow up.

Roots grow down.

The seeds hide in soil.

They start growing.




Listen and number the words. Write the sentence.

1. hide  / seeds  / soil.  / in

---

2. growing.  / They  / start

---

3. grow  / Roots  / down.


---

4. become  / The  / seeds  / plants.


---

Draw and colour.


bushes



trees



plants



Read and match.



brown leaves



a wavy leaf



a round leaf



big leaf



small leaves



Read and complete.

feel/taste/see/hear/smell

I ..... wet grass.



I ..... the bright sun.

I ..... bird singing.

I ..... the flowers.

I ..... a cup of tea.


Write what you see and hear in a morning.

I see 	I hear 

Write the first letter of each picture. Find the hidden word. Draw its picture.



-----



-----



-----

What do you see in the sky? Read and write.

blue sky, black sky, stars  
clouds, sun, moon, bats,  
eagles, owls, rainbow,  
aeroplane, kites

Day	Night

Read and write.

owl, rainbow, kite, moon

1. It is a bird. It has big eyes. It comes out at night. -  
.....
2. It has seven colours. It is in the sky. - .....
3. It can fly. It has a tail.  
It is not an animal. - .....
4. It is in the sky. We see it at night - .....

# Read and find the words.

Across →

1.



4.



Down ↓

1.



2.



3.





1		2		3			
W							
				4			



Read and mark "True" (✓) or "False" (×).

- i. Clean water has a colour. (     )
- ii. Dirty water is black. (     )
- iii. Soap water is white. (     )
- iv. Muddy water is green. (     )
- v. Muddy water is brown. (     )

When do you use water? Draw and write.



Read and do.

Get into groups of five. Take a basin. Put some water.

Put each item into the water.

See what happens. Record with " X"

Float or Sink?

	float	sink
a piece of cloth		
a feather		
a stone		x
an eraser		
a paper boat		
a nail		
a coin		
a flower		



Read and complete.



This is the .....



This is the .....




This is my .....

Paste a map of Sri Lanka. Mark your home town.  
Copy.

My country is Sri Lanka.

.....  
.....  
.....  
.....

What can you see in the picture? Write them.



1. ....
2. ....
3. ....
4. ....
5. ....
6. ....
7. ....
8. ....
9. ....
10. ....