

ENGLISH

Writing Practice

Grade

3

Educational Publications Department




To obtain textbooks in electronic medium
www.edupub.gov.lk



First Print - 2017
Second Print - 2018
Third Print - 2019

All Rights Reserved

ISBN 978-955-25-0048-0

A whimsical illustration of a forest scene. In the foreground, there are several mushrooms with colorful caps (red, purple, green) and white spots. A green butterfly is flying on the left, and a blue butterfly is on the right. There are also several colorful flowers (blue, purple, orange, green) scattered in the grass. The background is a soft, light green gradient.

Published by Educational Publications Department
Printed by Softwave Printing and Packaging (Pvt) Ltd.
No. 107 D, Havelock Road, Colombo 05.

The National Anthem of Sri Lanka

Sri Lanka Matha
Apa Sri Lanka Namō Namō Namō Namō Matha
Sundara siri barinee, surendi athi sobamana Lanka
Dhanya dhanaya neka mal palaturu piri jaya bhoomiya ramya
Apa hata sepa siri setha sadana jeevanaye matha
Piliganu mena apa bhakthi pooja Namō Namō Matha
Apa Sri Lanka Namō Namō Namō Namō Matha
Oba we apa vidya
Obamaya apa sathya
Oba we apa shakthi
Apa hada thula bhakthi
Oba apa aloke
Apage anuprane
Oba apa jeevana we
Apa mukthiya oba we
Nava jeevana demine, nithina apa pubudukaran matha
Gnana veerya vadawamina regena yanu mana jaya bhoomi kara
Eka mavakage daru kela bevina
Yamu yamu vee nopama
Prema vada sema bheda durerada
Namō, Namō Matha
Apa Sri Lanka Namō Namō Namō Namō Matha

ஈபி வெலு லிக மலகனெ டுரலே
லிக கிவசெகி வெசென
லிக சாடுகி லிக ருடிரசு வே
ஈச கச துல டுலன

லிடலிகி ஈபி வெலு சூசுரூ சூசுரூசு
லிக ரெச லிகி வுடென
பீலந் வன ஈச மெம கிவசு
சூசுடென சிபிச டுரு வே

சுரமல ம மெந் கரூனா குனுகி
வெலி சமகி டுமிகி
ரந் மினி மரு நெ வ லிச ம ச சரபன
கிச கர நெம டுரன

ஈனந் டு சமரகூந்

ஒரு தாய் மக்கள் நாமாவோம்
ஒன்றே நாம் வாழும் இல்லம்
நன்றே ஁டலில் ஓடும்
ஒன்றே நம் குருதி நிறம்

அதனால் சகோதரர் நாமாவோம்
ஒன்றாய் வாழும் வளரும் நாம்
நன்றாய் இவ் இல்லினிலே
நலமே வாழ்தல் வேண்டுமன்றோ

யாவரும் அன்பு கருணையுடன்
ஒற்றுமை சிறக்க வாழ்ந்திடுதல்
பொன்னும் மணியும் முத்துமல்ல - அதுவே
யான்று மழியாச் செல்வமன்றோ.

ஆனந்த சமரக்கோன்
கவிதையின் பெயர்ப்பு.



Being innovative, changing with right knowledge
Be a light to the country as well as to the world.

Message from the Hon. Minister of Education

The past two decades have been significant in the world history due to changes that took place in technology. The present students face a lot of new challenges along with the rapid development of Information Technology, communication and other related fields. The manner of career opportunities are liable to change specifically in the near future. In such an environment, with a new technological and intellectual society, thousands of innovative career opportunities would be created. To win those challenges, it is the responsibility of the Sri Lankan Government and myself, as the Minister of Education, to empower you all.

This book is a product of free education. Your aim must be to use this book properly and acquire the necessary knowledge out of it. The government in turn is able to provide free textbooks to you, as a result of the commitment and labour of your parents and elders.

Since we have understood that the education is crucial in deciding the future of a country, the government has taken steps to change curriculum to suit the rapid changes of the technological world. Hence, you have to dedicate yourselves to become productive citizens. I believe that the knowledge this book provides will suffice your aim.

It is your duty to give a proper value to the money spent by the government on your education. Also you should understand that education determines your future. Make sure that you reach the optimum social stratum through education.

I congratulate you to enjoy the benefits of free education and bloom as an honoured citizen who takes the name of Sri Lanka to the world.



Akila Viraj Kariyawasam
Minister of Education

Foreword

You are born in a country, which is renowned as the Pearl of the Indian Ocean. Even though your country appeared to be small when compared to other countries, its worth is incomparable. You who are born in such a treasured and estimable country are truly fortunate. It is our sole expectation that as students, you would enlighten the future world by educating yourselves well and by becoming virtuous citizens. In order to help realize that expectation, the government takes all necessary measures to provide all the facilities free of charge. This textbook is offered to you as one step of that process.

According to the primary curriculum, new textbooks for grades 1, 2, 3, and 4 have already been introduced. Following the introduction of new textbooks for grade 5 in 2020, the revision of the primary curriculum will be concluded. There are about 30 textbooks offered by the government to students studying in grades 1 to 5. It's your responsibility to strive towards enlightening your life through the usage of this treasure.

I would like to bestow my sincere thanks on the members of the editorial and writer boards as well as on the staff of the Educational Publications Department who have strived to offer this textbook to you.

W. M. Jayantha Wickramanayaka,

Commissioner General of Educational Publications,

Educational Publications Department,

Isurupaya,

Battaramulla.

2019.04.10

Monitoring and Supervision

W.M. Jayantha Wickramanayaka

- Commissioner General of Educational Publications
Educational Publications Department

Direction

W.A. Nirmala Piyaseeli

- Commissioner of Educational Publications (Development)
Educational Publications Department

Co-ordination

Ranjith Iluppitiya

- Deputy Commissioner
Educational Publications Department

W. Indumini Darshika

- Assistant Commissioner
Educational Publications Department

Panel of Editors

Dr. Chitra Jayathilake

- Senior Lecturer - Grade 1
Department of English
University of Sri Jayewardenepura

Chapa Welagedara

- Assistant Lecturer
National Institute of Education

B. Maheshi Weerasooriya

- Director of Education
English and Foreign Branch
Ministry of Education

Ranjith Iluppitiya

- Deputy Commissioner
Educational Publications Department

Panel of Writers

Jayamini Sampath Kodikara

- Dr. Kulasinghe College
Kotugoda

T.H.S. Nilanthi de Silva

- Katana Divisional Education Office
Seeduwa

Madhuri Kannangara

- Regional English Support Centre
Kandy
Peradeniya NCOE
Panideniya

D.M.C.D. Dissanayake

- Teacher Centre
Kahangama
Ratnapura

Nilani Deepika Karunarachchi

- Regional English Support Centre
Yakkala

Proof Reading

Nirmala Kaluarachchi

- Devi Balika Vidyalaya
Colombo - 08

Language Editing

Madupani Pradeepika

- Thissa Vidyalaya
Kalutara

Illustrations


G.G. Malika Jayasinghe

- Regional English Support Centre
Kandy

Cover Page and Page Layout Designing

Charani Nishamini Alahakoon

- Educational Publications Department



C O N T E N T S

A	B	C	D	E	F
1-5	6-12	13-17	18-21	22-25	26-31

G	H	I	J	K	L
32-36	37-41	42-45	46-49	50-54	55-59

M	N	O	P	Q	R
60-63	64-67	68-72	73-76	77-80	81-84

S	T	U	V	W
85-88	89-92	93-96	97-100	101-104

X	Y	Z
105-108	109-112	113-116

Look and say.

A a



apple



ant



axe





album



arrow



Trace and colour.



Write 'A' and 'a'.



A a

Blank handwriting lines for practice.

Write 'A' and 'a' in the boxes.

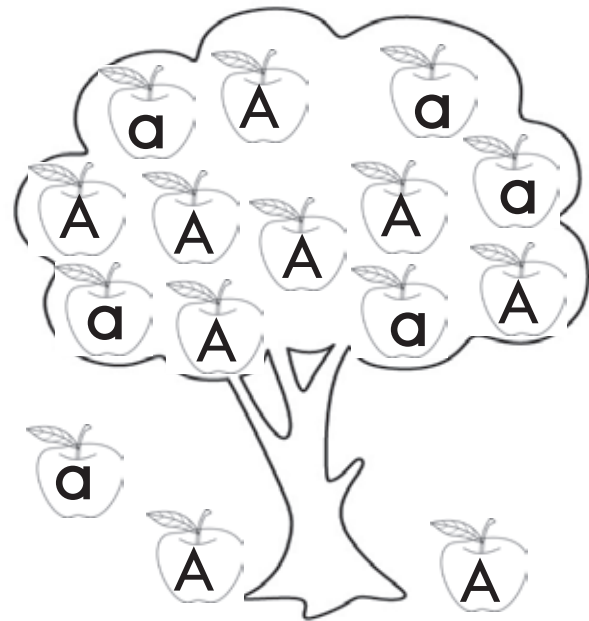
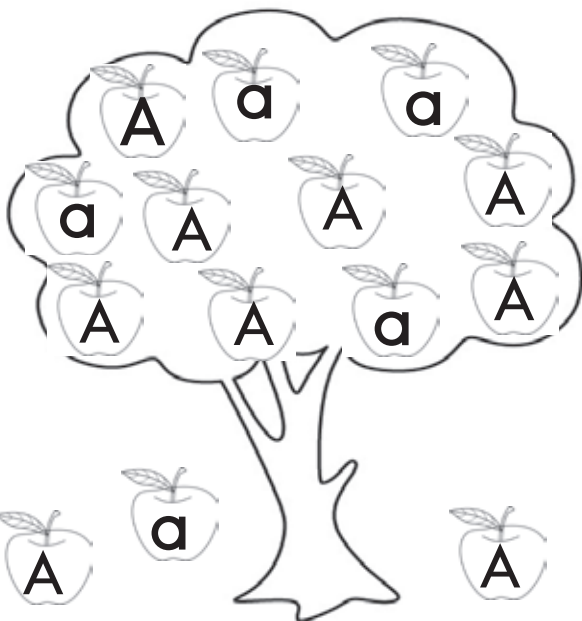
A	a						



Read aloud. Write the first letter.



Colour 'A's in red, 'a's in green.



My picture dictionary

Paste/draw a picture.



apple



Look and say.

Bb



butterfly



bell



box




bee




book



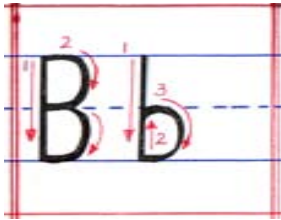
Trace the letter.



Trace the hidden letter and colour the picture.



Write 'B' and 'b'.









Handwriting practice lines for the letter 'B'. The first row shows the letters 'B' and 'b' on a set of three lines (top, middle dashed, bottom). Below this are three more identical sets of three lines for practice.

Write 'B' and 'b' in the boxes.

B	b						



Colour the bees with words beginning with 'b'.



Read aloud and trace.



box



ball



bun



bus



Circle the pictures that begin with 'b'.



My picture dictionary

Paste/draw a picture.



butterfly



Look and say.

C c



cat



cup



cap



car




cow



Trace the hidden letter and colour the picture.



Write 'C' and 'c'.



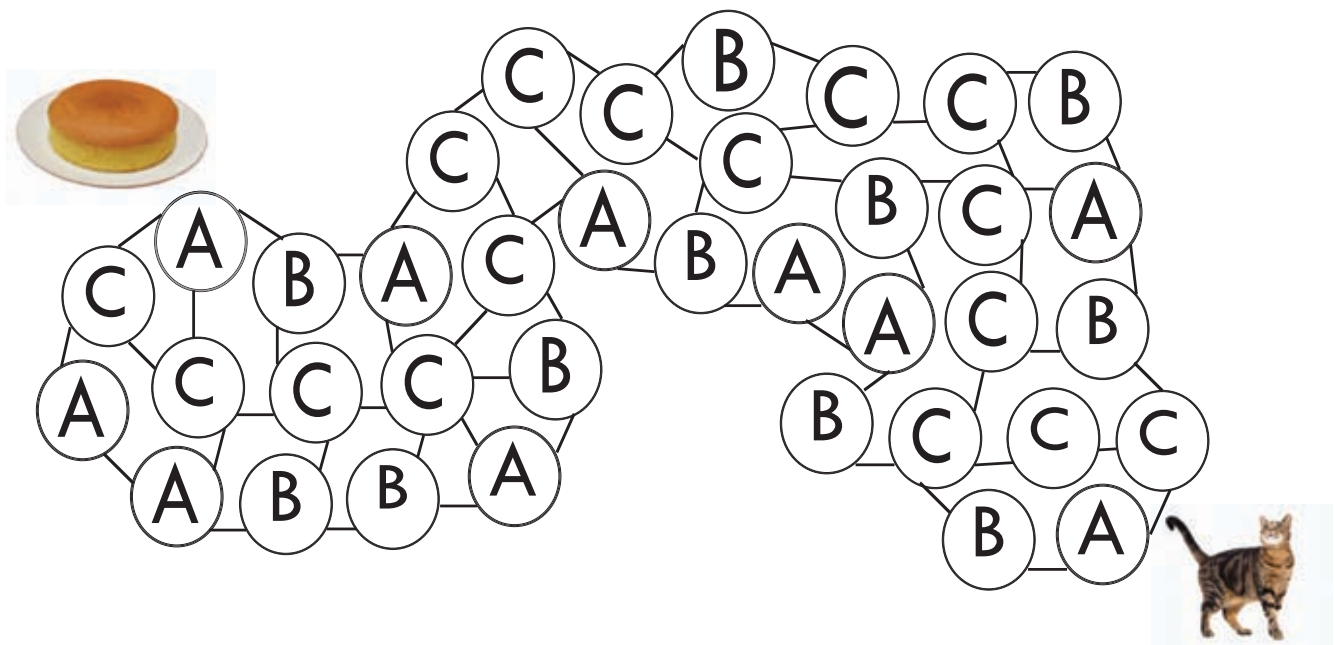
C c



Write 'C' and 'c' in the boxes.

C	c						

Help the cat to find the cake. Colour 'c' in yellow. ●



The maze consists of a path of circles containing letters. The letters are arranged as follows:

- Row 1: C, C, B, C, C, B
- Row 2: C, C, C, B, C, A
- Row 3: C, A, B, A, C, A, B, C, A
- Row 4: A, C, C, C, B
- Row 5: A, B, B, A
- Row 6: B, C, C, C
- Row 7: B, A

A cake is at the top left, and a cat is at the bottom right. The path starts at the cake and ends at the cat.



Write the missing letter.



up



ap



at

Read aloud. Tick the words starting with 'c'.



My picture dictionary

Paste/draw a picture.



cat



Look and say.

D d



dog




duck



drum



door



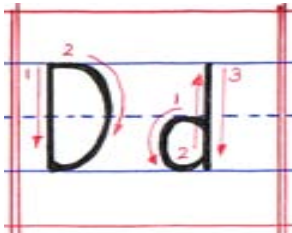
deer



Trace the hidden letter and colour the picture.



Write 'D' and 'd'.



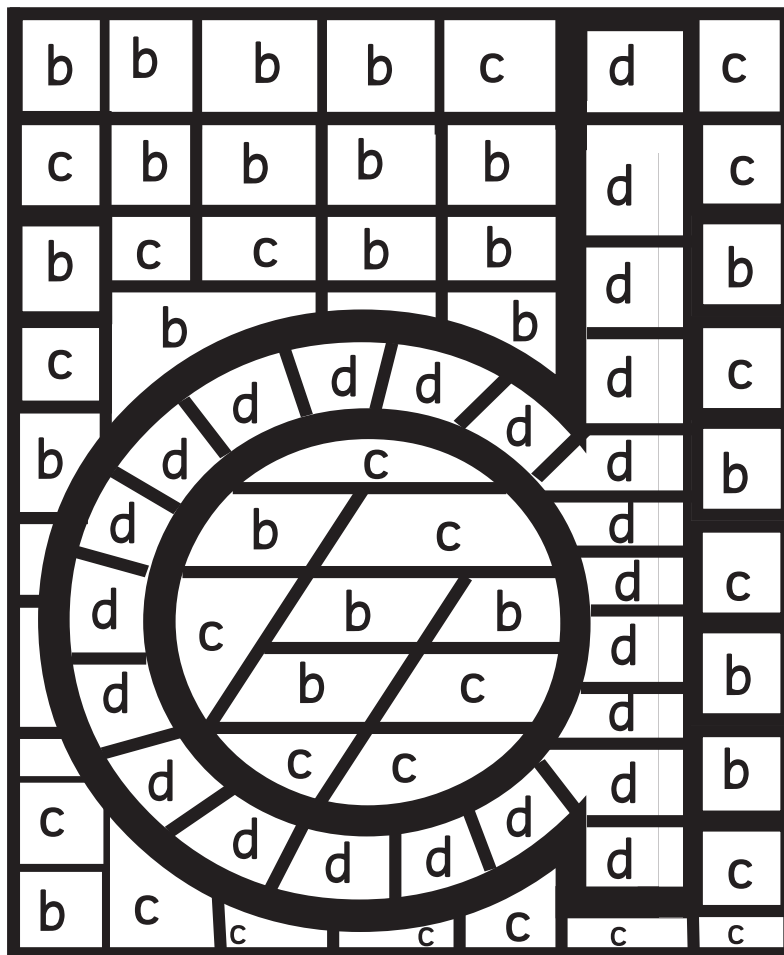
D d



Write 'D' and 'd' in the boxes.

D	d						

Colour 'd' in red. ●



Write the first letter.



uck



rum



oor



oll



esk



og

My picture dictionary

Paste/draw a picture.



dog



Look and say.

E e



egg



elephant



eight




engine



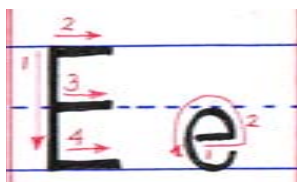
elf



Trace the hidden letter and colour the picture.



Write 'E' and 'e'.



E e



Write 'E' and 'e' in the boxes.

E	e						

Read aloud. Colour the 'e' boxes in red. ●




t e n



e g g



l e g



r e d



b e d



Look, read and write.



t n



 g g



l g




r d



b d

My picture dictionary

Paste/draw a picture.

 egg			
--------------------------------------------------------------------------------------------	--	--	--



Look and say.

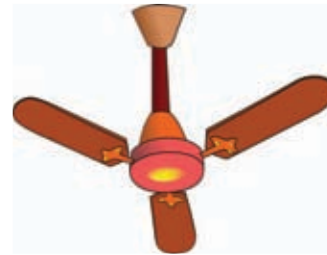
F f



fish



flag



fan




fork




fire



Trace the hidden letter and colour the picture.



Write 'F' and 'f'.



F f

Blank handwriting lines for practice.

Write 'F' and 'f' in the boxes.

F	f						



Colour 'F' squares and 'f' squares.

A	E	D	B	C	E	A
E	F	F	F	F	F	E
C	F	D	C	D	B	A
B	F	A	E	E	D	C
D	F	F	F	F	E	E
E	F	C	E	E	A	D
A	F	D	A	C	E	A
E	F	C	B	E	D	E
A	F	E	A	C	B	D

b	c	e	a	c	e	a
a	f	f	d	b	f	f
e	f	d	a	e	f	d
d	f	c	e	c	f	a
f	f	f	b	f	f	f
e	f	e	c	b	f	c
a	f	a	b	a	f	b
d	f	e	c	d	f	e
c	e	a	d	e	b	a



Circle the pictures starting with 'f'.






My picture dictionary

Paste/draw a picture.



fish



Look and say.

G g



goat



gate



grass



grapes



gloves



Trace the hidden letter and colour the picture.



Write 'G' and 'g'.



G g

Handwriting practice lines consisting of four sets of three horizontal lines (top, dashed middle, bottom) for practicing the letter 'G'.

Write 'G' and 'g' in the boxes.

G	g						



Colour.


G — brown



g — yellow



a — green



My picture dictionary

Paste/draw a picture.



goat



Look and say.

H h



hat



hen



horse




house



hammer



Trace the hidden letter and colour the picture.



Write 'H' and 'h'.



H h




Write 'H' and 'h' in the boxes.

H	h						

Colour the 'H' squares.

S	H	A	C	V	H	J
Z	H	T	U	Y	H	I
B	H	H	H	H	H	L
D	H	R	D	R	H	O
W	H	Y	V	B	H	Y



Find and match the words beginning with 'h'.



My picture dictionary

Paste/draw a picture.



hat



Look and say.

I i



ink



ice cream



igloo




iron



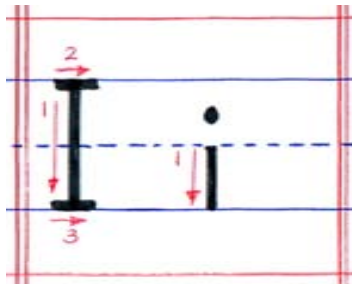
ice



Trace the hidden letter and colour the picture.



Write 'I' and 'i'.



Handwriting practice lines. The first line shows the letters 'I' and 'i' on a set of three lines (top, middle-dashed, bottom). Below this are two more sets of three lines for practice.



Write 'I' and 'i' in the boxes.

I	i						

Write the missing letters. Match the words with the pictures.



__ ce




__ gloo

__ ron




__ nk

__ ce cream






My picture dictionary

Paste/draw a picture.



ink



Look and say.

J j



jug



jeep



jet




jam



Trace the hidden letter and colour the picture.



Write 'J' and 'j'.



J j



Write 'J' and 'j' in the boxes.

J	j						

Circle the letter 'J' and 'j'.

J

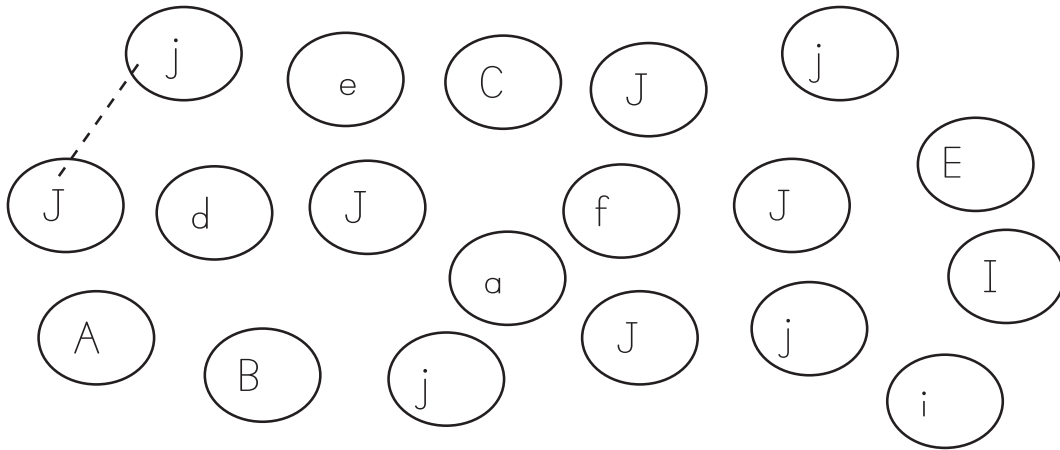
A C E J I
B J D F H
G A F E J
J C B F G
H D J I F

j

a c e j i
b j d f h
g a f e j
j c b f g
h d j i f



Draw lines to join 'J' and 'j' letters.



My picture dictionary

Paste/draw a picture.

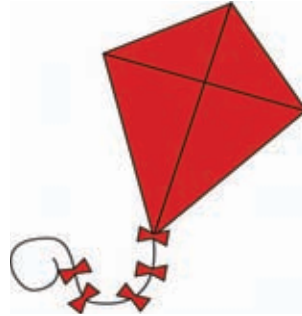


jug



Look and say.

K k



kite



kangaroo



kettle



kiwi




key



Trace the hidden letter and colour the picture.



Write 'K' and 'k'.



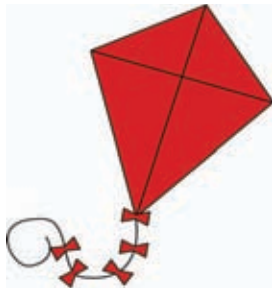
K k



Write 'K' and 'k' in the boxes.

K	k						

Write the first letter.



_ite



_iwi



_ey



_itten



_ettle



_angaroo



Write 'k' in the blanks.

ey coc loc_ li_e
ic tic_ _ing
_ettle ca_e _ite

Write the missing letter. Match the words with the pictures.



_iwi

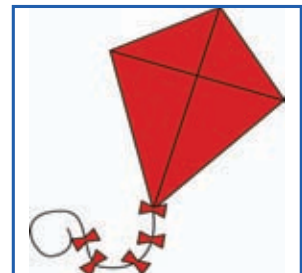
_ite

_ey

_ing

_ettle

_ennel



My picture dictionary

Paste/draw a picture.



kite



Look and say.

L I



lion



leaf



log



lotus



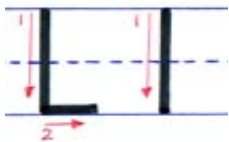
lips



Trace the hidden letter and colour the picture.



Write 'L' and 'l'.




Handwriting practice lines consisting of three sets of horizontal lines (top, dashed middle, bottom). The first set has a large 'L' on the left for tracing. The second and third sets are blank for independent practice.




Write 'L' and 'l' in the boxes.

L	l						

Colour the 'L' lollipops in red ● and the 'l' lollipops in yellow ●.



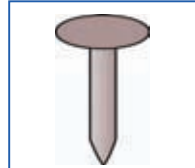
Count 'L' and 'I' leaves.



Write the missing letters.



bal__



nai__



bel__



__og



__adder



__eg

My picture dictionary

Paste/draw a picture.



lion



Look and say.

M m



mango



moon



monkey



mug




mouse



Trace the hidden letter and colour the picture.



Write 'M' and 'm'.




M m



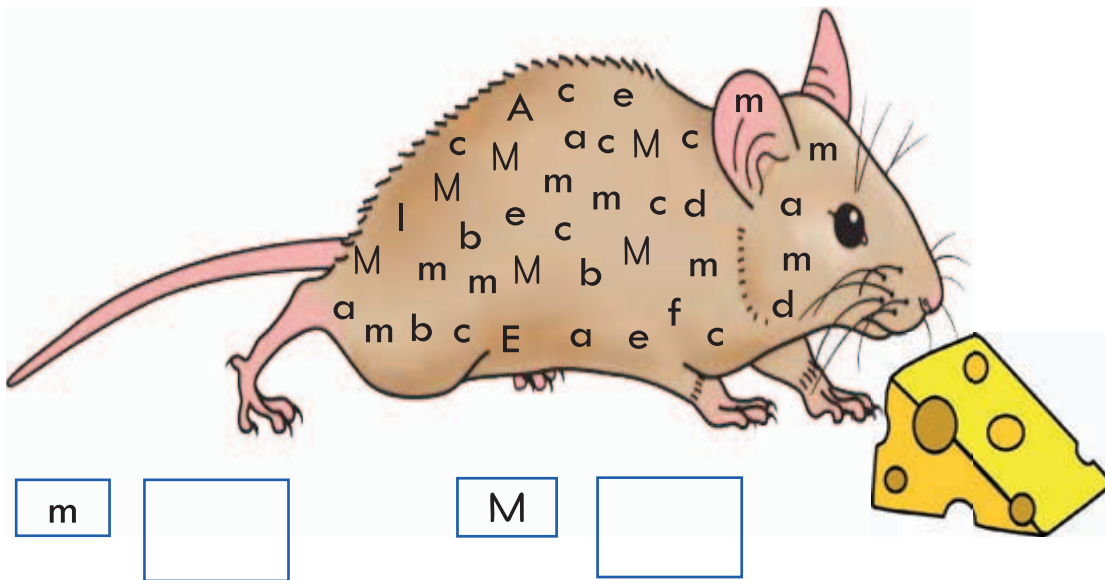
Write 'M' and 'm' in the boxes.

M	m						

Match the words beginning with 'm'.




Count 'M' and 'm'.



My picture dictionary

Paste/draw a picture.

 mango			
----------------------------------------------------------------------------------------------	--	--	--




Look and say.

N n



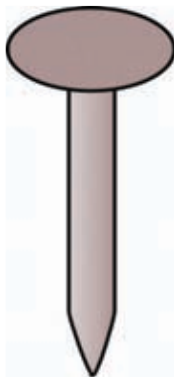
nest



net



nine



nail



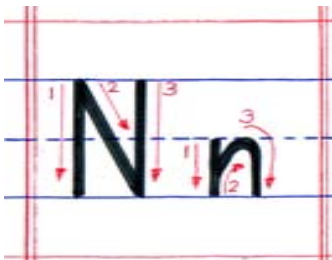
nose



Trace the hidden letter and colour the picture.



Write 'N' and 'n'.



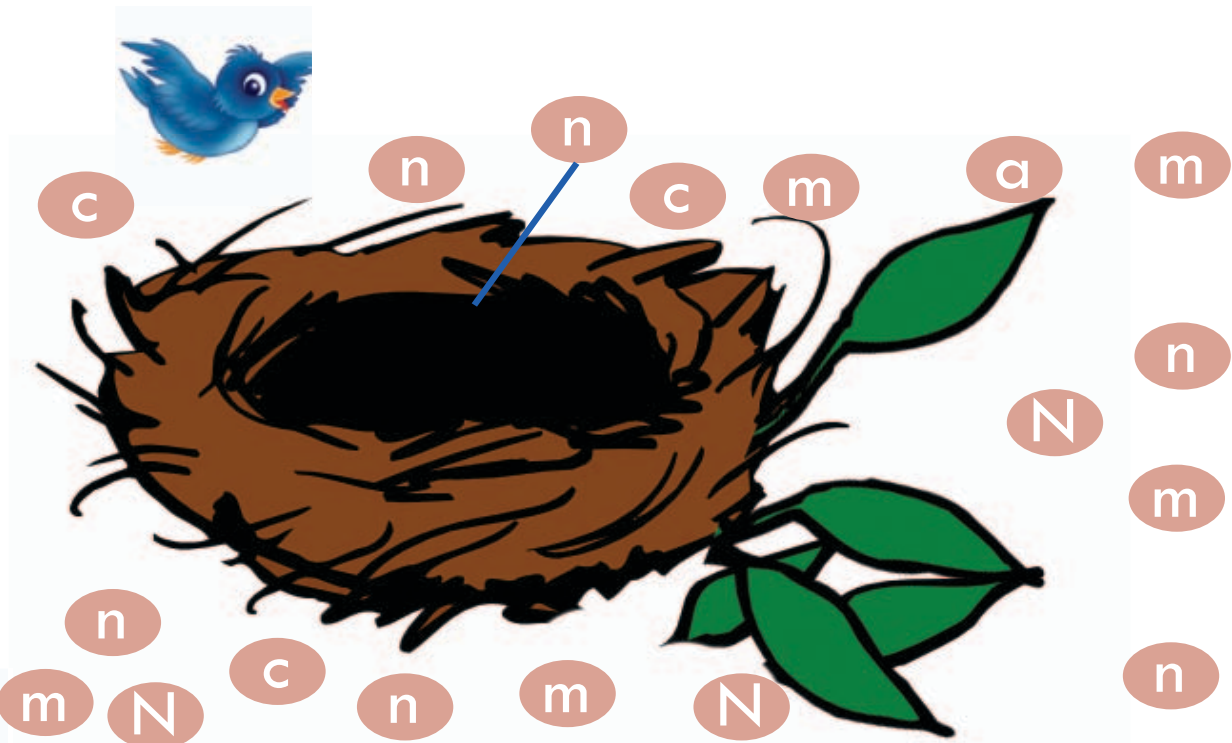
N n



Write 'N' and 'n' in the boxes.

N	n						

Put 'n' s into the nest. Draw lines.



Match the pictures with the words.
Write the missing letters.

_ose

_i_e



_et

_eedle

My picture dictionary

Paste/draw a picture.



nest




Look and say.

O o



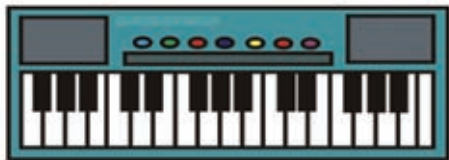
orange




oval



otter




organ



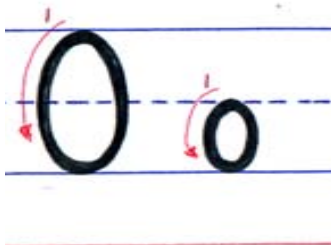
ostrich



Trace the hidden letter and colour the picture.



Write 'O' and 'o'.



Handwriting practice lines for the letter 'O'. The first line shows a large uppercase 'O' and a small lowercase 'o' on a set of three lines (top, middle dashed, bottom). Below this are two more identical sets of three lines for independent practice.

Write 'O' and 'o' in the boxes.


O	o						



Join 'o' s.

not	on	off
look	no	one
book	four	two

Count and write the number of 'O' s.
Trace and colour.



My picture dictionary

Paste/draw a picture.



orange



Look and say.

P p



pot



parrot



pen



papaya



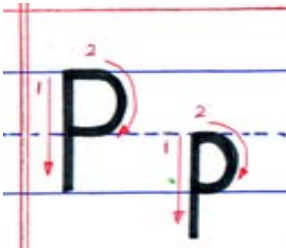
penguin



Trace the hidden letter and colour the picture.



Write 'P' and 'p'.



Handwriting practice lines for the letter 'P'. The first row shows a large uppercase 'P' and a lowercase 'p' on a set of four horizontal lines (top, middle dashed, bottom, and baseline). Below this are two more identical sets of four horizontal lines for independent practice.



Write 'P' and 'p' in the boxes.

P	p						

Write the missing letters. Match the words with the pictures.



_en

cu_



_enguin

_eacock



My picture dictionary

Paste/draw a picture.

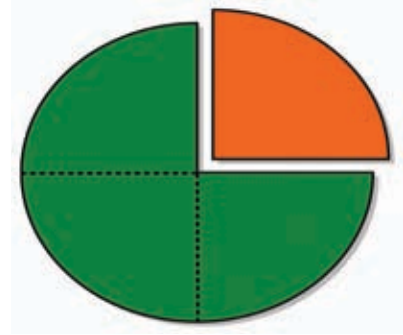


pot



Look and say.

Q q



quarter



quilt



queue




quail




queen



Trace the hidden letter and colour the picture.



Write 'Q' and 'q'.



Q q



Write 'Q' and 'q' in the boxes.

Q	q						

Find the missing letter.

___ uilt

___ ueue

___ uarter

___ ueen






My picture dictionary

Paste/draw a picture.



quarter



Look and say.

R r



rose



river



rake




rabbit



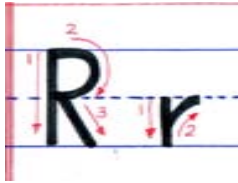
rainbow



Trace the hidden letter and colour the picture.



Write 'R' and 'r'.




Handwriting practice lines consisting of four sets of horizontal lines. Each set includes a solid top line, a dashed middle line, and a solid bottom line. The first set contains the letters 'R' and 'r' for tracing, while the other three sets are blank for independent practice.



Write 'R' and 'r' in the boxes.

R	r						

Write 'R' in the boxes. Write 'r' in the flowers.



My picture dictionary

Paste/draw a picture.



rose



Look and say.

S s



star



snake



sand



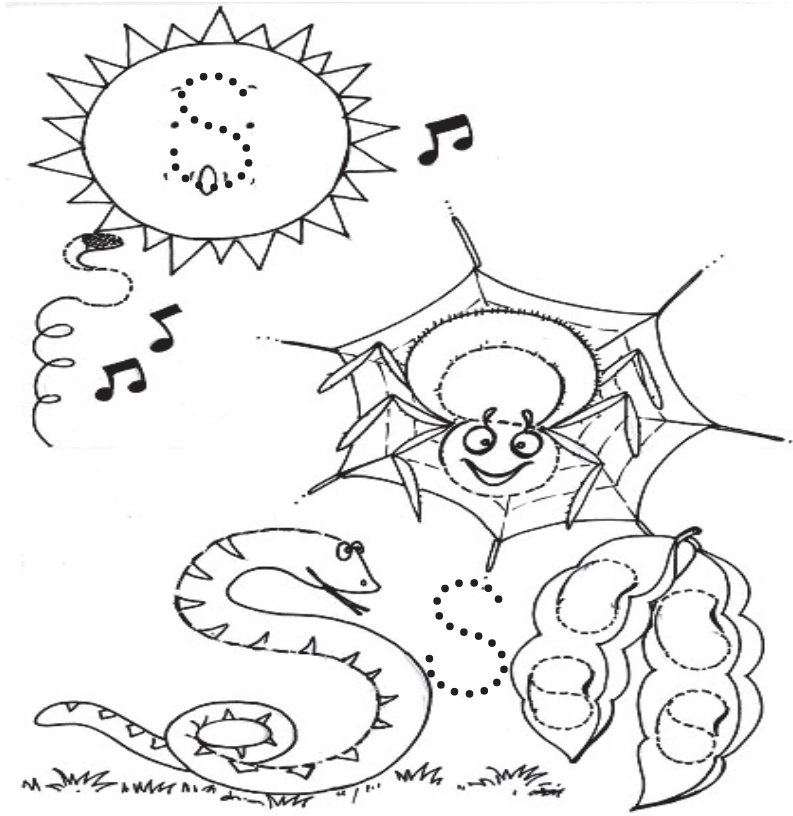
sun



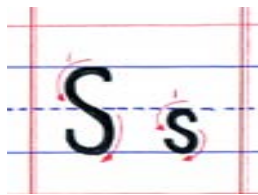
six



Trace the hidden letter and colour the picture.



Write 'S' and 's'.



Handwriting practice lines for the letter 'S'. Each row consists of a solid top line, a dashed middle line, and a solid bottom line. The first row contains a large 'S' and a small 's' for tracing. The following three rows are blank for independent practice.



Write 'S' and 's' in the boxes.

S	s						

Write the missing 's'. Match the words with the pictures.



_un

_ack

_kirt


_nail

_carf






My picture dictionary

Paste/draw a picture.



star



Look and say.

T t



tree

10


ten



toffee




tortoise



train



Trace the hidden letter and colour the picture.



Circle the words with 'T' and 't'.

Toby is a little rabbit.

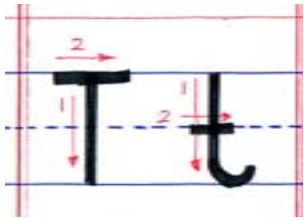
Timmy is his friend.

Two friends meet everyday.

to play with a tiny top.



Write 'T' and 't'.



Handwriting practice lines. The first line contains a large uppercase 'T' and a large lowercase 't' for tracing. Below it are two sets of empty handwriting lines, each consisting of a solid top line, a dashed middle line, and a solid bottom line.

Write 'T' and 't' in the boxes.

A grid of boxes for independent writing practice. The first row starts with a box containing a large uppercase 'T' and a box containing a large lowercase 't'. This is followed by three pairs of empty boxes. Each box in the grid has a dashed horizontal line across its middle. There are three rows of these boxes in total.



My picture dictionary

Paste/draw a picture.



tree



Look and say.

U u



umpire



umbrella



Trace the hidden letter and colour the picture.



Write 'U' and 'u'.



U u



Write 'U' and 'u' in the boxes.

U	u						

Match the words with the correct pictures.

hut

sun

jug



mug

duck

bug

rug



My picture dictionary

Paste/draw a picture.



umbrella



Look and say.

V v



van



vase



violin



volleyball



vegetables



Trace the hidden letter and colour the picture.



Write 'V' and 'v'.




Handwriting practice lines consisting of four horizontal lines: a solid top line, a dashed middle line, a solid bottom line, and a solid baseline. The first line contains a large uppercase 'V' and a small lowercase 'v'. The remaining three lines are blank for practice.



Write 'V' and 'v' in the boxes.

V	v						

Colour the 'V' vases.



My picture dictionary

Paste/draw a picture.



van



Look and say.

W w



wolf



watermelon



wind



well



watch



Trace the hidden letter and colour the picture.



Write 'W' and 'w'.




W w



Write 'W' and 'w' in the boxes.

W	w						

Colour the oval shapes to find the hidden letters.



My picture dictionary

Paste/draw a picture.



wolf



Look and say.

X x



x-ray



xylophone



x-mas tree




box



Trace the hidden letter and colour the picture.



Write 'X' and 'x'.



Handwriting practice lines consisting of three horizontal lines: a solid top line, a dashed middle line, and a solid bottom line. The first line contains a large uppercase 'X' and a small lowercase 'x'. The following two lines are blank for practice.



Write 'X' and 'x' in the boxes.

X	x						

Write the missing letters.



si_



fo_



_mas tree



_ylophone



bo_



o_



a_e



My picture dictionary

Paste/draw a picture.



x-ray




Look and say.

Y y



yak



yo-yo



yacht



yarn




yolk



Trace the hidden letter and colour the picture.



Write 'Y' and 'y'.



Handwriting practice lines consisting of four sets of horizontal lines. Each set includes a solid top line, a dashed middle line, and a solid bottom line. The first set contains a large uppercase 'Y' and a small lowercase 'y' for tracing. The remaining three sets are blank for independent practice.



Write 'Y' and 'y' in the boxes.

Y	y						

Write the missing 'y' and say the words.



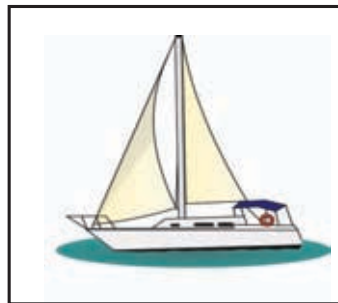
___ell



___olk



___arn



___acht



My picture dictionary

Paste/draw a picture.



yak



Look and say.

Z z



zoo



zebra



zero



zipper




zig-zag



Trace the hidden letter and colour the picture.



Write 'Z' and 'z'.




Handwriting practice lines consisting of three horizontal lines (top, middle dashed, bottom) for each row. The first row contains a large uppercase 'Z' and a smaller lowercase 'z' for tracing. The following two rows are blank for independent practice.




Write 'Z' and 'z' in the boxes.

Z	z						

Write the missing 'z' and read aloud the words.



_____ero



_____ig _____ag



_____innia



wi_____ard



My picture dictionary

Paste/draw a picture.



ZOO



This hot air balloon contains letters of the alphabet.



Write the letters on the hot air balloon in the alphabetical order.

My name is : _____



1) Write all the simple letters.

Handwriting practice lines for simple letters, consisting of five sets of three horizontal lines (top solid, middle dashed, bottom solid).

2) Write all the capital letters.

Handwriting practice lines for capital letters, consisting of five sets of three horizontal lines (top solid, middle dashed, bottom solid).

