

Let's Learn English



Workbook Part II GRADE 5

**National Institute of Education
Educational Publications Department**

Monitoring and Supervision

Mrs. W.D. Padmini Nalika - Commissioner General of Educational Publications
Educational Publications Department

Co-ordination

Mr. Ranjith Iluppitiya - Deputy Commissioner
Educational Publications Department

Mrs. W. Indumini Darshika - Assistant Commissioner
Educational Publications Department

Written by:

K. Benadict
D. D. Deepika Nilmini Fernando
W. M. Shamali P. Jayaratne
Madhuri Kannangara
Nilani D. Karunaarachchi
Aruni Subhasini Koswatta
R. K. Champika Malkanthi Kumari
H. L. Anusha Dilrukshi Lankatileke
D. M. M. Madumali
S. N. M. Anusha Ruwanthi Namaratne
K. D. Nayana Priyadharshani Perera
M. M. Deepika P. Waidyaratne
Renuka Walawevithana
Darshani Wickramasinghe

First Published in Sri Lanka in 2002 by the Educational Publications Department.

These textbooks were developed with the assistance of the Primary English Language Project funded by the United Kingdom Department for International Development.

© Ministry of Education and Higher Education 2002

Second Print - 2002	Tenth Print - 2010
Third Print - 2003	Eleventh Print - 2011
Fourth Print - 2004	Twelfth Print - 2012
Fifth Print - 2005	Thirteenth Print - 2013
Sixth Print - 2006	Fourteenth Print - 2014
Seventh Print - 2007	Fifteenth Print - 2015
Eighth Print - 2008	Sixteenth Print - 2016
Ninth Print - 2009	Seventeenth Print - 2017
	Eighteenth Print - 2018

ISBN 955-25-0013-3

All rights reserved. No reproduction, copy or transmission of this publication may be made without written permission.

Designed S. M. Sampath Senanayake

Illustrated by K. N. Indralal Manjula Karunathilake

Project Team Leader: W. A. Stanley Fernando

**Printed at the Department of Government Printing,
Colombo 08.**

The National Anthem of Sri Lanka

Sri Lanka Matha

Apa Sri Lanka Namō Namō Namō Namō Matha

Sundara siri barinee, surendi athi sobamana Lanka

Dhanya dhanaya neka mal palaturu piri jaya bhoomiya ramya

Apa hata sepa siri setha sadana jeewanaye matha

Piliganu mena apa bhakthi pooja Namō Namō Matha

Apa Sri Lanka Namō Namō Namō Namō Matha

Oba we apa vidya

Obamaya apa sathya

Oba we apa shakthi

Apa hada thula bhakthi

Oba apa aloke

Apaga anuprane

Oba apa jeevana we

Apa mukthiya oba we

Nava jeevana demine, nithina apa pubudukaran matha

Gnana veerya vadawamina regena yanu mana jaya bhoomi kara

Eka mavakage daru kela bevina

Yamu yamu vee nopama

Prema vada sema bheda durerada

Namō, Namō Matha

Apa Sri Lanka Namō Namō Namō Namō Matha

අපි වෙමු එක මවකගේ දරුවෝ
එක නිවසෙහි වෙසෙනා
එක පාටැති එක රැඹිරය වේ
අප කය තුළ දුවනා

එබැවින් අපි වෙමු සොයුරු සොයුරියෝ
එක ලෙස එහි වැඩෙනා
ජීවත් වන අප මෙම නිවසේ
සොදින සිටිය යුතු වේ

සැමට ම මෙන් කරුණා ගුණෙනී
වෙළී සමගි දමිනී
රන් මිණි මුතු නො ව එය ම ය සැපතා
කිසි කල නොම දිරනා

- ආනන්ද සමරකෝන් -

ஒரு தாய் மக்கள் நாமாவோம்
ஒன்றே நாம் வாழும்மில்லம்
நன்றே உடலில் ஓடும்
ஒன்றே நம் குருதி நிறம்

அதனால் சகோதரர் நாமாவோம்
ஒன்றாய் வாழும் வளரும் நாம்
நன்றாய் இவ் இல்லினிலே
நலமே வாழ்தல் வேண்டுமன்றோ

யாவரும் அன்பு கருணையுடன்
ஒற்றுமை சிறக்க வாழ்ந்திடுதல்
பொன்னும் மணியும் முத்துமல்ல - அதுவே
யான்று மழியாச் செல்வமன்றோ

**ஆனந்த சமரக்கோன்
கவிதையின் பெயர்ப்பு**



**Being innovative, changing with right knowledge
Be a light to the country as well as to the world**

Message from the Hon. Minister of Education

The past two decades have been significant in the world history due to changes that took place in technology. The present students face a lot of new challenges along with the rapid development of Information Technology, communication and other related fields. The manner of career opportunities are liable to change specifically in the near future. In such an environment, with a new technological and intellectual society, thousands of innovative career opportunities would be created. To win those challenges, it is the responsibility of the Sri Lankan Government and myself, as the Minister of Education, to empower you all.

This book is a product of free education. Your aim must be to use this book properly and acquire the necessary knowledge out of it. The government in turn is able to provide free textbooks to you, as a result of the commitment and labour of your parents and elders.

Since we have understood that the education is crucial in deciding the future of a country, the government has taken steps to change curriculum to suit the rapid changes of the technological world. Hence, you have to dedicate yourselves to become productive citizens. I believe that the knowledge this book provides will suffice your aim.

It is your duty to give a proper value to the money spent by the government on your education. Also you should understand that education determines your future. Make sure that you reach the optimum social stratum through education.

I congratulate you to enjoy that benefits of free education and bloom as an honoured citizen who takes the name of Sri Lanka to the world.

A handwritten signature in black ink, which appears to read 'Akila Viraj Kariyawasam'. The signature is fluid and cursive, written over a horizontal line.

Akila Viraj Kariyawasam
Minister of Education

Foreword

You have been born in a country, which has been eulogized as the “Pearl of the Indian Ocean”. Though your motherland is small in size, its value is immeasurable. You, who have been born in such a precious country, are really fortunate. Our sole intention is to see you as a successful citizen who has learnt well, adorned with good qualities, who is wise and powerful making your country an ideal place. The government provides you all the facilities for education in order to achieve that expectation. As one of the measures taken by the government towards that, this book is gifted to you.

By now, new textbooks compiled in accordance with the new primary curricula have been introduced to grades one, two and three. This time, a set of new textbooks has been introduced to grade four. After introducing new textbooks for grade five in 2020, the revision of the primary curricula will be completed.

I would like to express my heartiest thanks to the members of both panels of writers and editors and to the staff of the Educational Publications Department for involving in making this book available to you.

W. D. Padmini Nalika

Commissioner General of Educational Publications.

Educational Publications Department,

Isurupaya,

Battaramulla,

07.05.2018.

Let's Learn English

Workbook

Part - II

GRADE 5

CONTENTS

Unit 7 - 8

Our Country



1

Revision 2

25

Unit 9 - 10

World of Science



31

Unit 11 - 12

Stories & Folk Tales



55

Revision 3

79

Unit 13 - 14

Life in the Future



85

Revision 4

109



LESSON
1
UNIT - 7

Our Country

Match and order



A

1. Sri Lanka
2. India
3. Colombo
4. Sri Jayawardenepura
5. Serendib
6. Taprobana

B

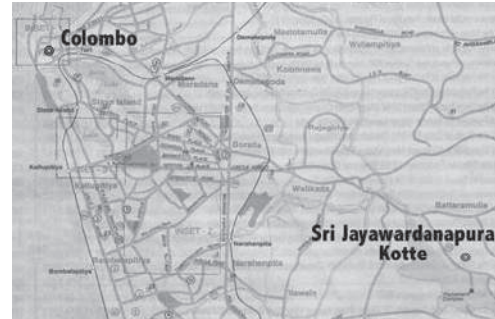
- its business capital
- a name given by Greek travellers
- the nearest country
- a name given by Arab travellers
- its capital
- a small country in the Indian Ocean

Write sentences

1. Sri Lanka is a small country in the Indian Ocean.
2. _____
3. _____
4. _____
5. _____



Listen and number



- Country
- Business
- Capital
- Ocean
- Arabs
- Travellers



Find and write

A

B

Location

Indian Ocean

Population

Cities

Travellers

Names



**LESSON
2
UNIT - 7**

Our Country

Find and write

cool flat tea hilly
vegetables paddy

Central parts of Sri Lanka

Coastal parts of Sri Lanka

Rearrange and write

1. grow / vegetables / in the / well / hill country

Vegetables _____.

2. has / Sri Lanka / a / climate / hot / wet / and

Sri Lanka _____.

3. in / Sri Lanka / paddy / the coastal parts / is grown / of

Paddy _____.



Correct the sentences and write

Use these words.

hilly

paddy

tea


coastal

wet

cool

Sri Lanka has a hot dry climate. The central parts of Sri Lanka are flat. Tea mainly grows in these parts. The central parts of Sri Lanka are flat. It is hot in the hill country. Paddy is mainly grown in the hill country.

Write a postcard





LESSON
3
UNIT - 7

Our Country

Read and group

small groups fruit

oldest clothes

hunt respect

caves

forest obey chief

honey

1. Where and how they lived - _____
2. Customs and traditions - _____
3. Food - _____

Find and write



_____	_____	_____
_____	_____	_____
_____	_____	_____
_____	_____	_____



Fill in the blank spaces

Selected, ate, collected, lived, respected, hunted.

Veddhas _____ the oldest person as their chief.

They _____ in small groups.

They _____ in caves.

They _____ their chief.

They _____ meat.

They _____ animals.

They _____ fruit and honey.

Find and write

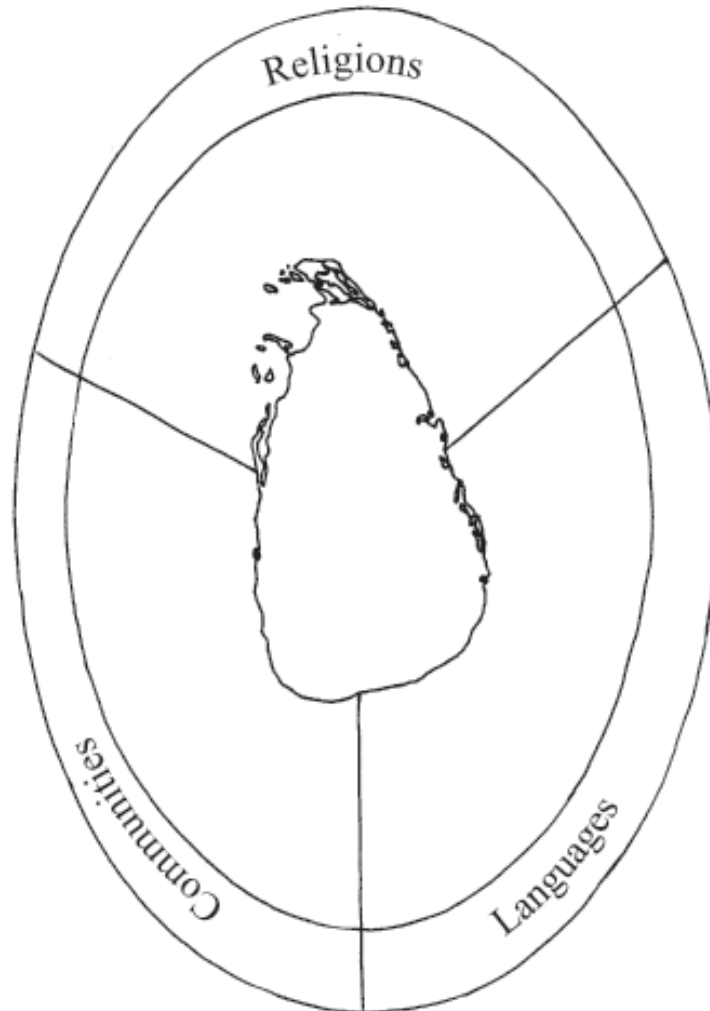




**LESSON
4
UNIT -7**

Our Country

Look and write



Correct the sentences and write

1. Sri Lankans celebrate various religions.
2. Sri Lankans speak various festivals.
3. Sri Lankans practise various languages.

1. _____ .

2. _____ .

3. _____ .



Complete the sentences

celebrate - celebrated - celebrated

practise - practised - practised

speak - spoke - spoken

1. Buddhism, Hinduism, Christianity and Islam are _____
_____ by the Sri Lankans.
2. Deepavali, Thai Pongal, Christmas and Ramazan are
_____ by the Sri Lankans.
3. Sinhala, Tamil, English and Malay are _____
_____ by the Sri Lankans.

Draw and write

Draw a picture related to any festival and write about it.


A large empty rectangular box with a thin black border, intended for drawing a picture related to a festival.



LESSON
5
UNIT -7

Our Country

Read and match



Make sentences

Jak tree

It has big fruit

Nil Manel

Na tree

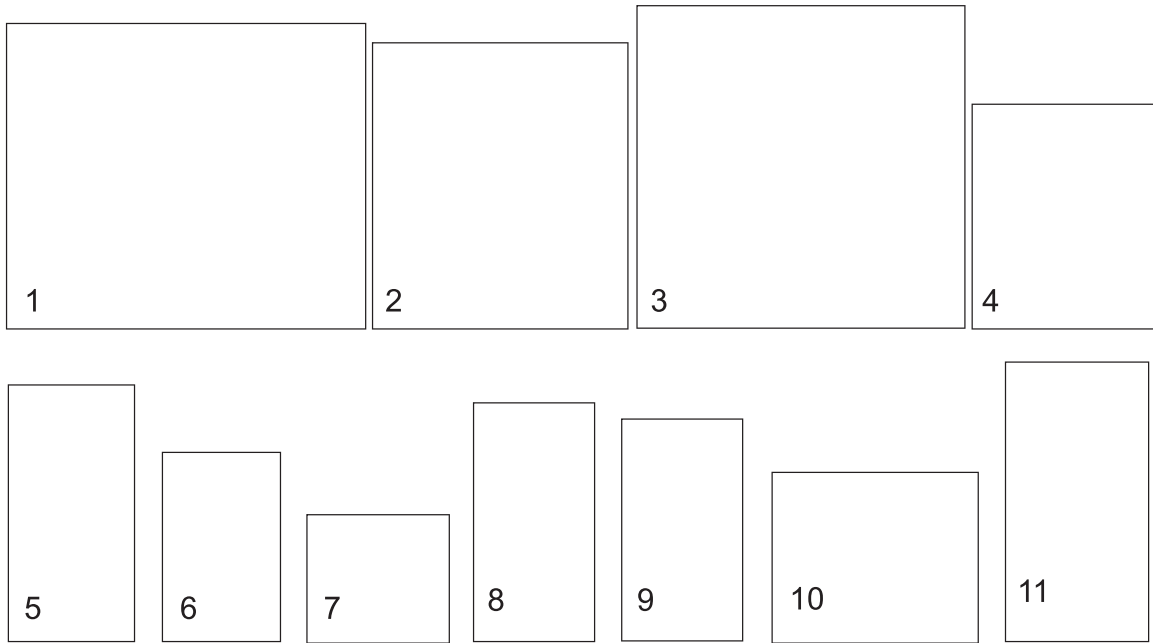
Banyan tree



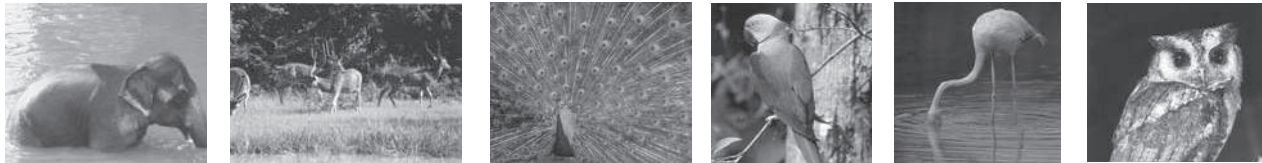
LESSON
6
UNIT - 7

Our Country

Label the pictures



Find and write



Find these animals / birds.

1. It can see in the dark. _____
2. It has thin, long legs. _____
3. It has white spots on the skin. _____
4. It has a big body but very small eyes. _____
5. It has beautiful feathers. _____
6. It has a bright red band round its neck. _____



Match and write

Birds and animals

flamingo, peacock, elephant, deer


Adjectives

beautiful, thin, long, large

Nouns

legs, feathers, antlers, body

e.g. The flamingo has thin legs.



antlers

Draw and label

A bird with a long neck and thin legs / An animal with long antlers and spotted skin.



LESSON
7
UNIT - 7

Our Country

Find and write

	has visited	has not visited	will visit
1. Museum	<input type="checkbox"/>	<input type="checkbox"/>	<input type="checkbox"/>
2. National Park	<input type="checkbox"/>	<input type="checkbox"/>	<input type="checkbox"/>
3. Anuradhapura	<input type="checkbox"/>	<input type="checkbox"/>	<input type="checkbox"/>
4. Galle	<input type="checkbox"/>	<input type="checkbox"/>	<input type="checkbox"/>
5. Sigiriya	<input type="checkbox"/>	<input type="checkbox"/>	<input type="checkbox"/>
6. Old Parliament	<input type="checkbox"/>	<input type="checkbox"/>	<input type="checkbox"/>
7. Polonnaruwa	<input type="checkbox"/>	<input type="checkbox"/>	<input type="checkbox"/>

Write sentences

1. Bianca has visited _____ . She visited it on _____ .
2. She has not visited _____ . She will visit it on _____
3. _____
4. _____
5. _____
6. _____
7. _____



**LESSON
8
UNIT - 7**

Our Country

Read and match

stand hand in hand

sing in harmony

peace of a dove



Write

Nouns

dove

_____	_____	_____	_____	_____
_____	_____	_____	_____	_____
_____	_____	_____	_____	_____

Verbs - build

build

_____	_____	_____	_____	_____
_____	_____	_____	_____	_____
_____	_____	_____	_____	_____



Fill in the blank spaces

I'd like to _____ a Sri Lanka full of _____.

I'd like to _____ there the peace of a _____.

I'd like to _____ my friends to _____ in perfect _____.

I'd like to _____ them in my _____ and keep them _____.

I'd like to _____ all Sri Lankans _____ hand in _____.

And _____ them _____ for _____ up and _____ the _____.





LESSON
1
UNIT - 8

Our Country

Correct the sentences

- 1. Badulla is in the south of Sri Lanka.
_____.
- 2. Matara is in the middle of the country.
_____.
- 3. Polonnaruwa is in the Western Province.
_____.
- 4. Abdul is from the Southern Province.
_____.
- 5. North Central Province has a large population.
_____.

Find and write

Write three towns for each province.

Province	Names of the towns		
Sabaragamuwa Province	_____	_____	_____
North Western Province	_____	_____	_____
Uva Province	_____	_____	_____
Western Province	_____	_____	_____
Southern Province	_____	_____	_____



Look and write

leaves

flower

nut

trunk

husk



Uses of the coconut tree



The coconut husk is used for making fibre.

Do the puzzle

The magic word is _____



Listen and tick

	pot	rug	wood carving	batik saree
				
				
				
				

Write sentences

1. Meena bought a rug.
2. _____.
3. _____.
4. _____.



Listen and number

- In the morning the tappers collect the rubber latex from the trees.
- The rolled rubber sheets are then smoked or dried and stored.
- After that, latex is collected into buckets and taken to the factory.
- The latex mixture is then poured into trays and water and acid are added.
- Then, latex sheets are rolled in a machine to remove water.
- Next, latex is left to settle in the trays for a few hours.
- After sometime, the latex sheets are removed from the trays and hung out to dry.

Write

Write the process of making sheet rubber.



- | | |
|---|--------------------------------|
| 1. Collect the latex.
<u>The latex is collected.</u> | |
| 2. Pour the latex.
_____. | 5. Roll the sheets.
_____. |
| 3. Add water and acid.
_____. | 6. Smoke the sheets.
_____. |
| 4. Remove the sheets.
_____. | 7. Store the sheets.
_____. |



LESSON
5
UNIT - 8

Our Country

Match and write

Ruwanveliseya
guardstone

Gal Vihara
moonstone

frescoes
Temple of the Tooth

What are these places?





Write

Plan your own tour.

Date	Place	What you will be able to see and do



Read and order

1. Moggallana was the elder son.
2. King Dhatusena ruled in Anuradhapura.
3. The younger son's name was Kasyapa.
4. Kasyapa ran away to Sigiriya and built his palace on the top of the rock.
5. Therefore he killed his father and became king.
6. Kasyapa wanted to become king first.
7. Moggallana was very angry and wanted to kill Kasyapa.
8. He had two sons called Moggallana and Kasyapa.

Write

Include the following sentences and rewrite the story.

Kasyapa was afraid of his brother.

The entrance to the palace was in the shape of a lion's jaw.



LESSON
7
UNIT - 8


Our Country

Read and find

What are these?

- 1. A white building where things from the past are kept. _____.
- 2. A tall building with a lot of shops and offices inside it. _____.
- 3. A building round which a beautiful stream runs. _____.
- 4. A building which has eight sides. _____

Draw and write





Select and complete

Mrs. Sirimavo Bandaranaike	Mr. C.W.W. Kannangara	
Mr. Siddie Lebbe	Mr. D. S. Senanayake	Mr. Arumuga Navalar
educational opportunities	free education	
independent	first woman	social leader

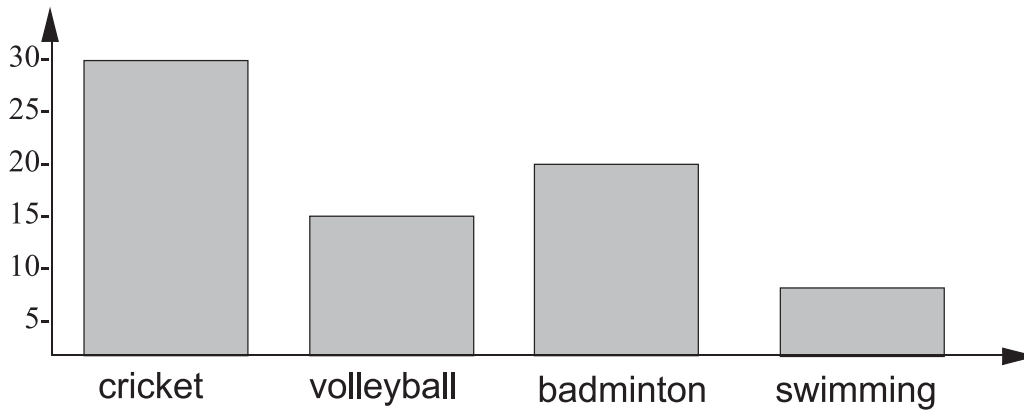
1. _____ was interested in improving the _____ for Muslim people.
2. _____ wanted to give every child in the island the opportunity to receive _____.
3. _____ became the first Prime Minister of _____ Sri Lanka.
4. _____ was a religious leader and a _____ and was interested in education.
5. _____ was the world's _____ Prime Minister.

Write

Read and sort

Team Sports Events			Individual Sports Events								
long jump	javelin throw	pole vault	discus throw	long jump							
						badminton					
						tennis	football	100 m relay	netball	cricket	volleyball

Look and write




1. Most students like _____.
2. Many students _____.
3. Some students like _____.
4. A few students like _____.

Do a survey

Name	cricket	netball	badminton	football

Revision 2

Draw a chart and write



- 1. Most /Many/Some/A few students like _____.
- 2. Most /Many/Some/A few students like _____.
- 3. Most /Many/Some/A few students like _____.
- 4. Most /Many/Some/A few students like _____.

LESSON
2
REVISION 2

Revision 2

Complete the grid

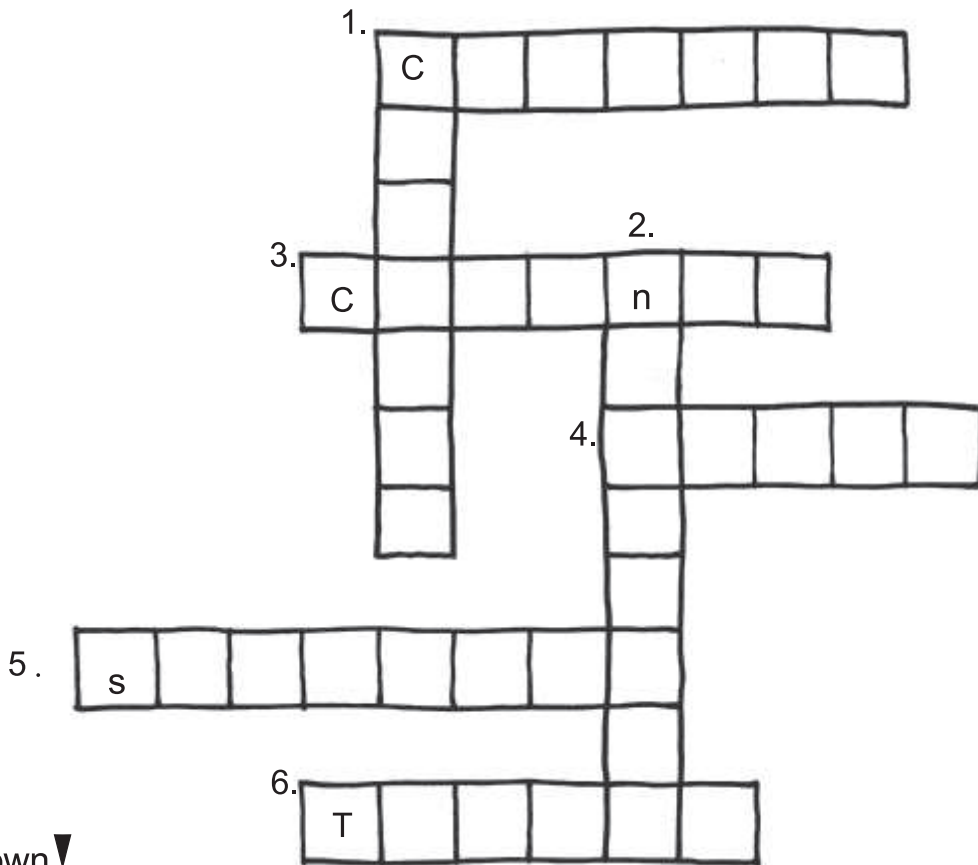


Provinces	
Main communities	
Main religions	
Main crops	
National leaders	
Ancient cities	

Do the puzzle

Across ►

1. _____are made from coconut leaves.
3. Tea, Rubber and _____are three major crops in Sri Lanka.
4. The tappers collect _____from the rubber trees.
5. Galle is in the _____ province.
6. Sri Lanka is home for the Sinhalese, the _____, the Muslims and number of other groups of people.



Down ▼

1. _____ is the commercial capital of Sri Lanka.
2. _____ is the national flower of Sri Lanka.

Find and write

- Identify these games and sports. How much do you know about them?

1. Are they individual events or team events?
2. How many players are there?
3. What do they need?



Name of game/sport:

Number of players:

What is needed:



Name of game/sport:

Number of players:

What is needed:



Name of game/sport:

Number of players:

What is needed:



Name of game/sport:

Number of players:

What is needed:



Name of game/sport:

Number of players:

What is needed:






Name of game/sport:

Number of players:

What is needed:

Find and write



- 1. The capital of Sri Lanka
- 2. An ancient capital of Sri Lanka
- 3. A SAARC country
- 4. The first Sri Lankan woman to win an Olympic medal
- 5. A town in the Southern Province.
- 6. An ancient rock fortress of a king.

- Nepal
- Polonnaruwa
- Hikkaduwa
- Sri Jayawardenapura
- Susanthika Jayasinghe
- Sigiriya

- 1. Sri Jayawardenapura is the capital of Sri Lanka.
- 2. _____.
- 3. _____.
- 4. _____.
- 5. _____.



LESSON

1

UNIT - 9

World of Science

nearest

Neptune

eight

furthest

Venus

Earth

Mars

There are _____ planets in the Solar system. The planet _____ to the Sun is Mercury. The _____ is the third planet nearest to the Sun. The Earth is between the planets _____ and _____. The planet _____ is the _____ from the Sun.

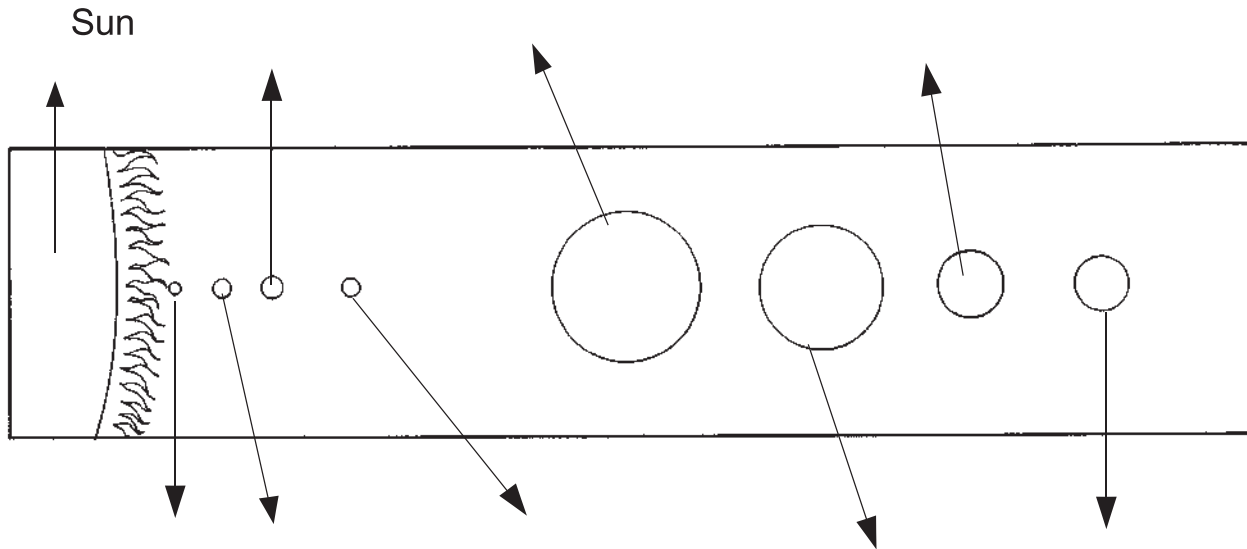
Read, look and find



1. This is the largest planet in the Solar system. _____.
2. This planet has a ring round it. _____.
3. This is the fifth planet from the Sun. _____.
4. This planet shines like a star in the sky. _____.
5. This is the star closest to us. _____.



Name the planets



Make sentences

big - bigger - biggest

small - smaller - smallest

close - closer - closest

far - further - furthest

Eg:- Uranus / Saturn / Jupiter (big)

Uranus is big but saturn is bigger than Uranus.

Jupiter is the biggest.

1. Earth / Venus / Mercury (close)

Earth _____ .

2. Venus / Mars / Mercury (small)

Mars _____ .

3. Saturn / Neptune / Uranus (far)

Saturn _____ .



LESSON

2

UNIT - 9

World of Science

Match and write

The earth as seen from space

Astronaut floating in space

The first man on moon

Space shuttle taking off



1. _____.

2. _____.

3. _____.

4. _____.

Find the odd word and circle

gravity

kettle

cupboard

rocket

float

sing

space

space suit

computer

satellite

moon

take off

broom

spacecraft



Match and read

1. Astronauts can float in space

A

Therefore astronauts wear suits that supply air.

2. Astronauts wear special suits in space

B

because the Earth's gravity pulls us down

3. We cannot float on the Earth

C

because there is no gravity in space

4. There is no air in space

D

we would float when we jump up.

5. If there was no gravity on the Earth

E

to protect them from cold and the rays of the Sun.

Write sentences

1. _____.

2. _____.

3. _____.

4. _____.

5. _____.



Match and say

A		B
tree	—	food
fan		batteries
car		electricity
children		firewood
torch		gas
fire		petrol
gas cooker		sunlight
vacuum cleaner		

Example:- A tree gets energy from sunlight.

Write sentences



The car needs petrol to run.





Listen and underline the words you hear

- 1. three tea tree eat
- 2. pen fan pain pan
- 3. glow grow go grey
- 4. burn born bone bun
- 5. walk wake work worm

Find and write

Write five things that need...

1. light energy to grow

_____	_____
_____	_____

2. electrical energy to work

_____	_____
_____	_____

3. energy from petrol to work

_____	_____
_____	_____



Look and write

Different ways people used to send messages in early times.

1. with _____
2. by _____
3. with _____
4. by _____
5. by _____



Write sentences

In early times people used to send messages with the help of pigeons (send / pigeons). They also _____

_____ (send / smoke signals).

Sometimes they _____

_____ (send / beating on drums). Some people

_____ (send / messengers on horseback).



Write

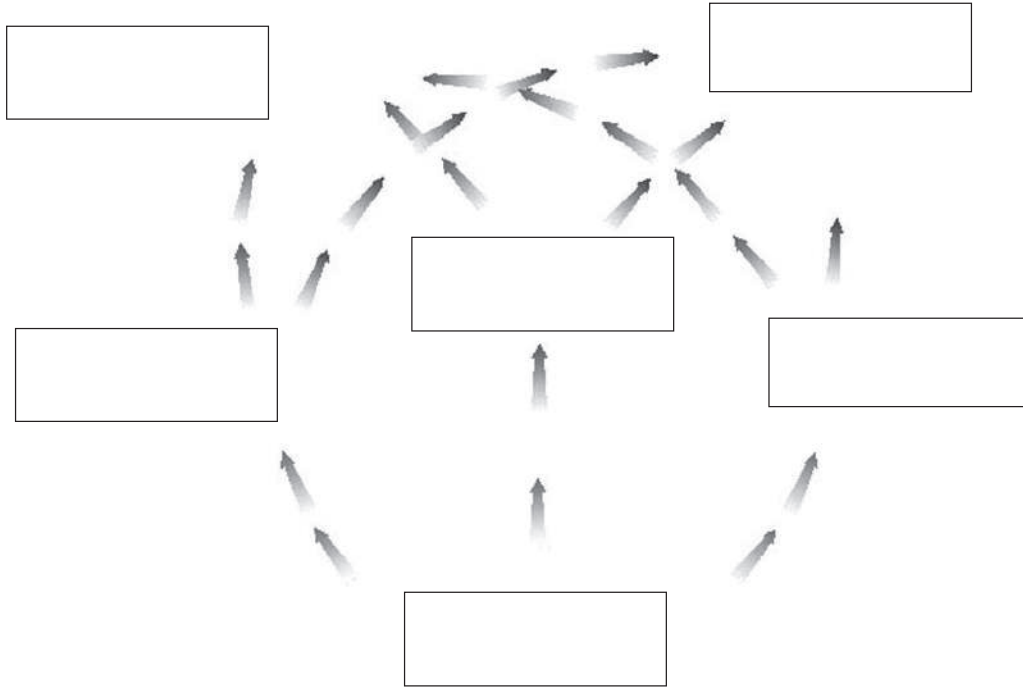
Write other ways in which people can send messages to people today.



Draw and write

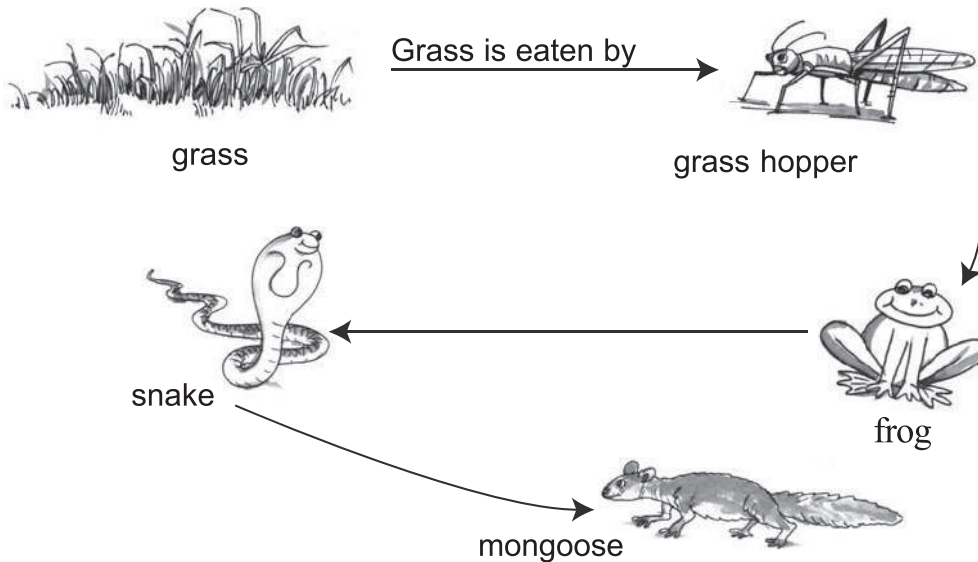


Look and write









- | | | | | |
|-------------|---------|--------|------|--------|
| caterpillar | snake | rabbit | fox | grass |
| humans | chicken | dog | goat | plants |

Write sentences






Make sentences and write



eat - ate - ***eaten***

1. Rabbits eat grass. Grass is ***eaten*** by rabbits.
2. _____ . _____ .
3. _____ . _____ .
4. _____ . _____ .

Draw and label





Read and write

Before the telephone was invented people used to send messages through the telegraph. The telegraph uses a series of electric dots and dashes. The language of the telegraph is called the Morse code.

Morse code

Samuel Morse's telegraph used a code in which short impulses of electricity called *dots* and long impulses called *dashes* were used for letters and numbers. The letter B, for example, was one dash and three dots (- . . .). This way of communicating became known as the morse code. Given below is the code for letters and numbers. Other signals include one for 'received' and 'understood'.

A	B	C	D	E	F
·-·	-····	·-·-·	-·-·	·	··-·
G	H	I	J	K	
·-·-·	·····	-·-·-·	·-·-·	··-·-·	
L	M	N	O	P	
·-·-·	-·-·-·	·-·-·	-·-·-·	··-·-·	
Q	R	S	T	U	
-·-·-·	··-·-·	··-·-·	-·-·-·	··-·-·	
V	W	X	Y	Z	
··-·-·	-·-·-·	··-·-·	-·-·-·	-·-·-·	
-·-·-·					
1	·-·-·-·	6	··-·-·-·		
2	··-·-·-·	7	··-·-·-·		
3	··-·-·-·	8	··-·-·-·		
4	··-·-·-·	9	··-·-·-·		
5	··-·-·-·	0	··-·-·-·		

Can you read the following message written in Morse code?

- ···· ·· ···
 ·· ··· -· -·-·
 ··· -·-· ···· -·-·
 -·-· ·-·-·


Make words

- scope
- gram
- phone
- vision
- printer
- graph
- x
- communications

- | | |
|----------|----------|
| 1. _____ | 5. _____ |
| 2. _____ | 6. _____ |
| 3. _____ | 7. _____ |
| 4. _____ | 8. _____ |



Find and write



1. Something that helps us to send messages from one part of the world to another. _____.
2. Something used to look at far away things, especially in the sky.
_____.
3. Something that helps to see what is happening in far away places
_____.
4. A faster way of exchanging information between people.
_____.
5. A method of sending printed messages to other countries.
_____.

Write your own message in Morse code.

**Read and order**

1. The electrical signals are sent to the TV tower.

2. The camera turns the pictures into electrical signals.

3. The camera takes the picture.

4. The TV antenna receives the signals.

5. The receiving antenna receives the signals.

6. The TV turns the signals into pictures.

7. The transmitting antenna sends out the signals.

Read and complete

turn - turned - turned

receive - received - received

pick - picked - picked

take - took - taken

send - sent - sent

The picture _____ by the TV camera. This picture _____
into electrical signals. Then the signals _____ to the TV tower.
The signals _____ by the receiving antenna of the TV tower. After
that the signals _____ out to the whole country through the
transmitting antenna. These signals _____ by the TV
antenna. Inside the TV these signals _____ into pictures again.



Complete the blanks

turns receives sends turns are sent takes

- a. The camera _____ the picture.
- b. The camera _____ the picture into electrical signals.
- c. The electrical signals _____ to the TV tower.
- d. The receiving antenna _____ the signals.
- e. The transmitting antenna _____ out the signals.
- f. The TV antenna _____ the signals.
- g. The TV _____ the signals into pictures.

Write

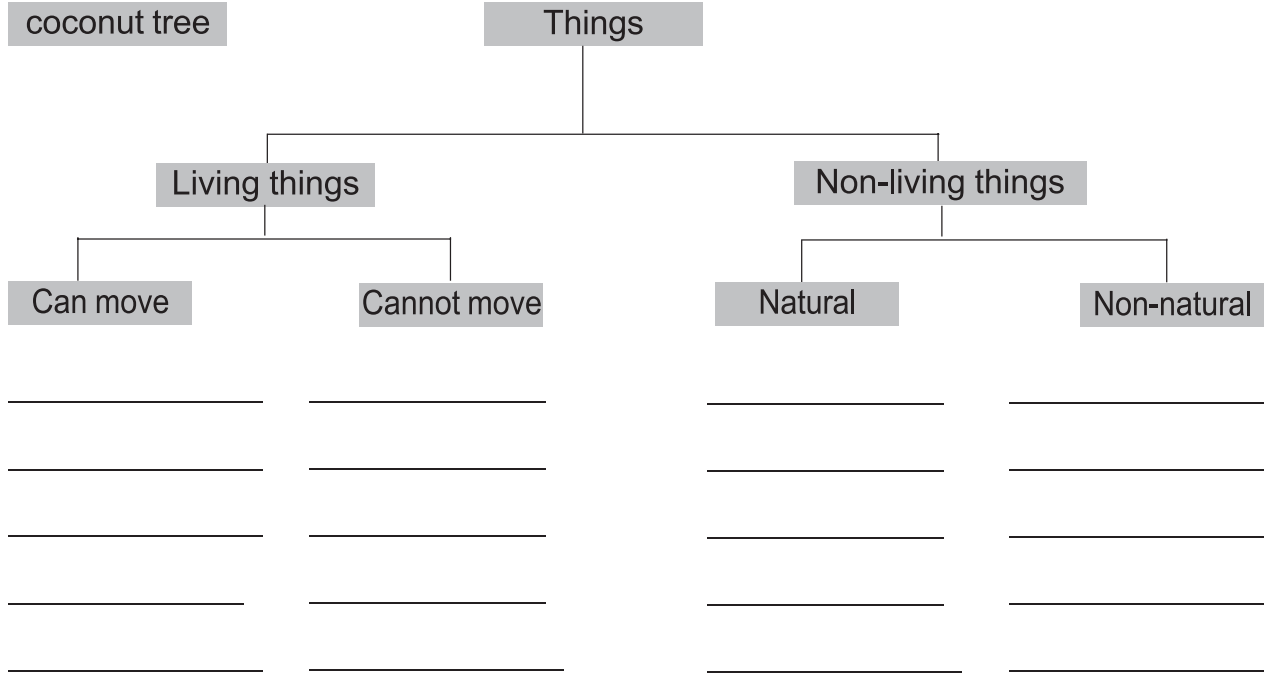
What is your favourite TV programme? _____
Write about it.





Complete the chart

cake man cow mango tree chair girl
 sand rock banana tree gems computer
 coconut tree



Write

1. Chair = It's a non-living thing. It's man-made.
It does not breathe or grow. It cannot move.
2. cow = _____

3. coconut tree = _____

4. man = _____

5. cake = _____



Find and write

Living things that can move

Living things that cannot move

Natural non-living things

Man-made non-living things

Draw and write

Living thing

Non-living thing



Match and say

Cause

Factory waste

Spraying chemicals

Poisonous gases from vehicles

Throwing rubbish in the street

Effect

pollution of the air

pollution of the environment

pollution of the water

pollution of the soil

Example : Factory waste causes pollution of the water.

Look and write sentences



Throwing rubbish in the streets causes pollution of the environment.









Read and make sentences

For example, Marconi invented the radio.

The radio was invented by Marconi.

- Alexander Graham Bell invented the telephone.

The telephone _____.

- Karl Benz invented the first motor car.

The first motor car _____.

- The Wright Brothers made the first powered flight.

The first powered flight _____.

Crossword

Across

- Alexander Graham Bell invented the _____.

- Karl Benz invented the _____.


- The Wright Brothers made their flight in _____. (Place)

Down

- Karl Benz came from _____.

- The Wright Brothers made their first powered flight in an _____.

- Guglielmo Marconi invented the _____.



**Read and order**

The water turns the turbine and the turbine turns the generator. ()

The water flows into the power house through a tunnel. ()

The dam holds back the water. ()

The electricity from the power house goes to houses. ()

The water flows down the river to the reservoirs. ()

Read and write

Example: People use electricity.

Electricity is used by people.

1. The water turns a large wheel.

2. Electric wires send electricity.

3. The turbine turns a generator.

4. The dam holds back the water.

Fill the blanks

water

turbine

electricity

pylons

dam

1. We can get electricity from _____.

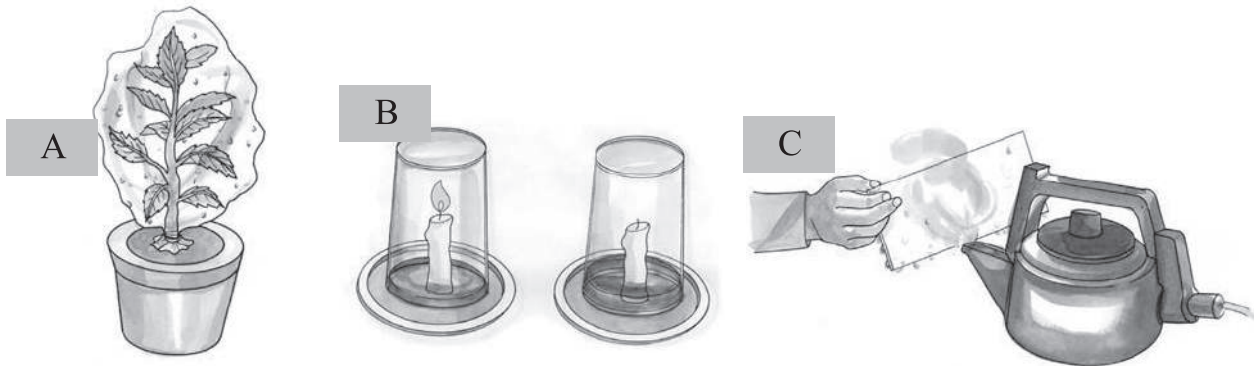
2. Water is held back by the _____.

3. The water turns a large wheel called a _____.

4. _____ is sent to homes through wires on _____.



Read and circle



- | | | | |
|--|---|---|---|
| 1. Ask the teacher to light the candle. | A | B | C |
| 2. Let the kettle come to the boil. | A | B | C |
| 3. Water droplets form inside the polythene bag. | A | B | C |
| 4. As the candle burns it uses air up inside the jar. | A | B | C |
| 5. Take a branch with a lot of leaves. | A | B | C |
| 6. Put a candle in a dish of water. | A | B | C |
| 7. Hold a mirror over the boiling water. | A | B | C |
| 8. Cover the candle with a glass jar. | A | B | C |
| 9. Water droplets of steam appear on the glass. | A | B | C |
| 10. Cover the branch with a polythene bag. | A | B | C |
| 11. Put some water in a kettle. | A | B | C |
| 12. The space left by the used up air is filled with water. | A | B | C |
| 13. This experiment shows that plants give out water when breathing. | A | B | C |

Mark true or false

- | | | |
|---|-----|-----|
| 1. Fire needs oxygen in the air to burn. | (T) | (F) |
| 2. Steam turns into water. | (T) | (F) |
| 3. Plants give out water when they breathe. | (T) | (F) |
| 4. Fire needs water to burn. | (T) | (F) |
| 5. Plants give out light. | (T) | (F) |



LESSON
5
UNIT - 10

World of Science

Look and write

1. I have a face and two hands.
One hand is long, one hand is short.
I make a sound.
I am a clock.



2. _____



I am a light bulb.

3. _____



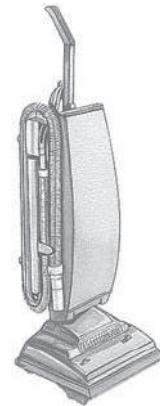
I am a floor polisher.

4. _____



I am a refrigerator.

5. _____



I am a fan.

Complete the sentences

1. A _____ keeps food cold.
2. A _____ keeps floors shiny.
3. A _____ helps you see in the dark.
4. A _____ keeps you cool in hot weather.
5. A _____ tells the time.



Read and match

- | | |
|--|------------|
| 1. I boil water. | iron |
| 2. I make clothes neat. | computer |
| 3. I can help you to do your homework. | telephone |
| 4. You can watch your favourite programme on me. | kettle |
| 5. You can talk to your friends on me. | television |

Sort and write

- | | | | | | |
|-------|---------|--------|------------|----------|-------|
| neat | chatter | tea | straight | homework | play |
| sing | water | gossip | programmes | mouse | laugh |
| games | clothes | boils | ringing | creases | |





LESSON
7
UNIT - 10

World of Science

Complete the sentences

- The heart is like a bicycle pump. It pumps blood round the body.
The heart is like a bicycle pump because it pumps blood round the body.
- The brain is like _____. It helps us to think.
The brain is like _____.
- The eyes are like _____. They help us to see things.
The eyes are like _____.
- The arms are like _____. They help us to lift things.
The arms are like _____.



(1)



()



()



()

Rearrange and write

- brain / to / think / us / the / helps

_____.

- things / help / arms / lift / us / the / to/

_____.

- eyes / us/ the / to / see / help

_____.



Find and write

fish

rice

water

butter

meat

potatoes

oil

- Can you find two kinds of food that contain protein?
_____ and _____ contain protein.
- Can you find two kinds of food that contain carbohydrates?
_____ and _____ contain carbohydrates.
- Can you find two kinds of food that contain fat?
_____ and _____.
- What do we need to drink to keep our bodies healthy?
We need to drink _____ to keep our bodies healthy.

Wordsearch

a	s	u	g	a	r	b	c	d	e	f	g	h
i	j	k	l	m	n	o	p	q	w	a	r	s
c	a	r	b	o	h	y	d	r	a	t	e	s
t	u	v	w	x	y	z	a	b	t	s	c	d
k	j	i	h	g	b	u	t	t	e	r	f	e
p	r	o	t	e	i	n	s	l	r	m	n	o
v	i	t	a	m	i	n	s	t	s	r	q	p
u	c	v	w	x	y	c	h	e	e	s	e	x
z	e	f	s	o	y	a	b	h	m	e	a	t
m	i	n	e	r	a	l	s	a	b	c	d	f



LESSON
1
UNIT - 11

Stories & Folk Tales

Look, read and complete

Once there lived a _____ He had a _____.



One day he saw a big _____

growing in his _____.



_____ thought "I can sell this at the village fair



and get a lot of _____"



Match the rhyming words

big bring
round found
sad dash
dig ring
bad ash



Match and write

A farmer	entered the chena at night.
A big ash pumpkin	grew there.
He wanted to sell the ash pumpkin	had a chena.
But a thief	asked all the villagers to come to one place.
He stole	and get a lot of money.
The farmer complained about the theft	the ash pumpkin from the chena.
The village headman	by a clever trick.
He caught the thief	to the village headman.

Write the story



LESSON

2

UNIT - 11

Stories & Folk Tales

Look and write



toise to a race

the hare ch

allenged the tor

The hare ch



mals came to s

all the ani

ee the race



an slowly

the hare ra

n fast and th

e tortose r



the hare fe

der a tree.

ll asleep un

the tortoise slo

ning post first

wly ran on



and on and reached
the win



Read and match

The hare challenges
They fix
All the animals come
The hare runs
The tortoise runs
The hare sleeps
The tortoise runs
The tortoise reaches
The tortoise wins

the winning post.
to see the race.
under a tree.
a date for the race.
fast.
the race.
the tortoise to a race.
slowly.
past the sleeping hare.

Find and match

reach fixed ran come slept fix run sleep win came reached won

(A)

reach

(B)

reached

Write

The hare challenged the tortoise to a race.



Select and underline

1. The jambu tree was full of (flowers / fruit/leaves.)
2. Andare remembered the king's (face/guards/orders.)
3. He covered his (eyes/face/head) with a piece of cloth.
4. He (tied/put/clasped) his hand behind his back.
5. He ate all the fruit that came (near/far/behind) his mouth.
6. The king asked the palace (officials/ guards/gardener) to catch the thief.
7. Andare showed (when/why/how) he ate the jambu fruit.
8. The king was (angry/amused/sad) and gave Andare presents.

Select and write

ate saw told caught laughed showed gave remebered covered

1. Andare sees the jambu tree full of fruit.
Andare saw the jambu tree full of fruit.
2. He remembers the king's orders.

3. He covers his eyes with a piece of cloth.

4. He eats all the jambu fruit that comes near his mouth.

5. The palace guards catches Andare and brings him to the king.

6. He tells Andare he is going to punish him.

7. Andare shows the king his trick.

8. The king laughs at Andare's trick.

9. He gives Andare presents for the cleverness.





Make sentences and write the story

Andare	ate	the jambu fruit in the King's courtyard.
He	saw	
The king	showed	to eat them.
	tied	his eyes with a piece of cloth.
	laughed	his hands behind his back.
	wanted	all the jambu fruit.
	gave	the king how he ate the jambu fruit.
	covered	at his trick.
	clasped	Andare a lot of presents.

Andare saw the jambu fruit _____



LESSON
4
UNIT - 11

Stories & Folk Tales

Read and write

farm water thief farmer stones mammoty jewels drought well

1. Someone who grows food _____.
2. A place where food crops grow _____.
3. Something used for digging the field _____.
4. A long period with no rain _____.
5. The place where we draw water from _____.
6. Someone who takes things that does not belong to him or her _____.



look, match and write


long heavy deep a lot of well money bag handle

1. deep _____ well _____
2. _____
3. _____
4. _____





Match



1. There was a big drought and Thennali had no water for the field.
2. He discussed the problem with his wife.
3. He put a heavy bag into the well.
4. He cut a path to the vegetable plot.

Read and answer

1. What was the story about?
It was about a _____ . (teacher/carpenter/farmer)
2. What did the farmer grow on his farm?
He grew _____ (rice/vegetables/flowers) in his farm.
3. How did he get water for the farm?
He got water from a _____ (spring/well/stream) for his farm.
4. Why did the wells dry up?
The wells dried up because of the _____ (rains/wind/drought).



Match and write

King Brahmadatta went to hunt for deer.

Sama went into the jungle.

Sama's parents were blind.

Sama wanted to pick fruit in the jungle.







Listen and write

to the jungle

deer

his parents

because his parents were blind

because it missed the target.

()

()

()

()

()

1.

2.

3.

4.

5.



Find and write

Once there was a boy called Sama. His
 _____ were blind. One day he went to
 the _____ to pick _____
 for his parents. At that time the _____
 was in the _____ hunting _____

b	k	l	m	j	p
o	n	m	p	u	a
y	q	r	s	n	r
k	k	i	n	g	e
d	e	e	r	l	n
r	q	p	e	e	t
f	r	u	i	t	s

Find and make sentences

- | | | | | | | | |
|----------|------------|---------------|------------|-------------|-----------|---------|----------|
| 1. Sama | 2. king | 3. Sama's | 4. looked | 5. after | 6. his | | |
| 7. blind | 8. parents | 9. Brahmadata | 10. was | 11. hunting | 12. the | | |
| 13. shot | 14. a | 15. deer | 16. didn't | 17. return | 18. home | 21. and | 23. life |
| 24. back | 25. were | 26. at | 27. gods | 28. brought | 30. happy | 29. to | |

- A 3 8 25 7
- Sama's parents were blind.
- B. 1 4 5 6 7 8
-
- C. 12 2 10 11
-
- D. 12 2 13 26 14 15
-
- E. 12 2 13 1
-
- F. 1 16 17 18
-
- G. 12 27 28 1 24 29 23
-
- H. 12 8 25 30
-



Rearrange and write

1. there/king/was/Ashura/Sooran/called/once/an/

_____.

2. like/Ashuras/men/were/they/but/and/stronger/bigger/the/were/

_____.

3. Siva/Sooran/Lord/made/king/strong/a/powerful/and/

_____.

4. proud/Sooran//very/became/

_____.

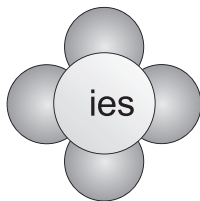
5. forehead/eye/had/Lord/an/Siva/his/in/

_____.

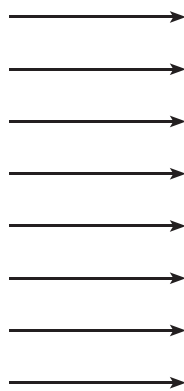
6. rays/became/six/six/babies/beautiful/

_____.

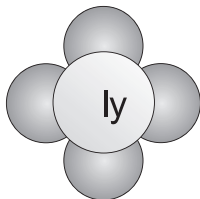
Match and complete



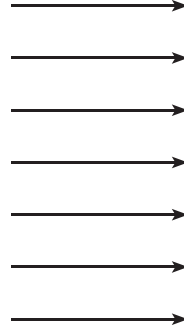
baby
story
lady
city
hobby
lorry
family
library



babies



bad
sad
slow
quick
proud
tight
strong



badly



Read and match

- 1. Sooran prayed to Lord Siva and he began to behave badly.
- 2. Parvati saw the six beautiful babies became Lord Muruga.
- 3. Sooran became very proud defeated him.
- 4. The baby with six heads to make him strong and powerful.
- 5. Lord Muruga fought Sooran and and hugged them tightly.

Wordsearch

B	G	R	A	N	D	F	A	T	H	E	R	X	Y
B	W	Y	S	O	O	R	A	N	S	I	J	E	O
A	H	N	H	P	O	N	D	G	T	S	S	O	O
B	E	A	U	T	I	F	U	L	K	R	H	I	T
Y	P	A	R	V	A	T	I	R	I	O	I	X	U
S	I	V	A	G	O	O	D	X	N	N	S	I	S
N	V	H	E	A	D	S	L	C	G	G	W	L	P
J	M	F	O	R	E	H	E	A	D	X	Q	C	H

**Read, find and underline**

1. If you see one magpie you will be (sad/happy).
2. If you see two magpies you will be (sad/happy).
3. If you see three magpies you will see a (girl/boy).
4. If you see four magpies you will see a (girl/boy).
5. If you see five magpies you will get (silver/gold).
6. If you see six magpies you will get (silver/gold).
7. If you see seven magpies you will be told a (secret/surprise).

Write sentences

If	I he she you we they	goes plays have climb go	football home money the tree to school	I we you they he she	will	fall down. learn. cook dinner. buy a car. win the game.
----	-------------------------------------	--------------------------------------	--	-------------------------------------	------	---

1. _____
2. _____
3. _____
4. _____
5. _____
6. _____
7. _____
8. _____



Match

- | | |
|-------------------------------|-------------------------------------|
| 1. If I win the lottery | I will bring an umbrella. |
| 2. If he goes to the bookshop | I will give you some sweets to eat. |
| 3. If she goes to the library | he will buy a story book. |
| 4. If it rains tomorrow | we will help him. |
| 5. If we see an old man | I will be very happy. |
| 6. If you visit my house | she will borrow books to read. |

Write

Write about a saying/belief you have heard of.

Eg. If you meet someone carrying a bottle full of milk it will be good for
you.

**Match and write**

Krishna

Madhu

Madhu's mother

1. "Give me some food to take to Krishna." _____
2. "Why don't you bring any food for me?" _____
3. "The curd was sour so I drank it." _____
4. "I have only some sour curd to give." _____
5. "What your mother gave was like sweet nectar to me." _____

Match and tick

1. Krishna saw Madhu drinking the curd.
2. Madhu drank the sour curd.
3. Madhu shared the curd with his parents.
4. Krishna played with his friends.
5. Madhu's mother gave some curd to Madhu.
6. Krishna asked Madhu why he was drinking the curd.



Match the opposites

enemies	friends
love	mother
sweet	hate
father	give
take	sour

Opposites	
_____	_____
_____	_____
_____	_____
_____	_____
_____	_____

Read and number

1. His friends brought food and shared it with him but Madhu never brought any food.
2. Lord Krishna used to play with his friends near the river Yamuna.
3. One day Krishna asked Madhu to bring him some food.
4. Krishna told Madhu that the curd tasted like sweet nectar to him.
5. Madhu's mother gave him some sour curd to take to Krishna.
6. Krishna said that Madhu had cheated him of the sweet nectar Madhu's mother had given.
7. Madhu said that his mother gave him sour curd not sweet nectar.
8. Madhu was ashamed to give the sour curd to Krishna so he drank it himself.



LESSON
1
UNIT - 12

Stories & Folk Tales

Match and write

King

Mason

Potter

Girl

Villager

Goldsmith

1. "The goldsmith made a beautiful pair of earrings for me." _____
2. "I looked at a beautiful girl." _____
3. "The mouth of the pot was too big." _____
4. "The wall fell on the robber." _____
5. "Your elephant's tusks will get damaged." _____
6. "Why did you kill the robber?" _____

Read and write

1. The mason is guilty.

He made the wall.

Example: The mason who made the wall is guilty.

2. The potter is guilty.

He made the pot.

3. The girl is guilty.

She was walking along the road.

4. The goldsmith is guilty.

He made the earrings.

Answer the questions

1. Did the villager kill the robber?

2. Why did the mason add too much water?

3. What was the potter looking at?

4. What did the goldsmith make for the girl?

5. Why did the goldsmith ask the king to kill the shop keeper?



Listen, number and write

- (a) cut the goat's head off
- (b) inside the pot
- (c) because it had a small entrance
- (d) to break the pot
- (e) on an elephant

b	

Use punctuation and capital letters where necessary.

One day a villager came to ask Mahadenamutta for advice whats the problem asked Mahadenamutta the villager said sir my goat cannot get its head out where is his head asked Mahadenamutta its inside a pot replied the villager _____

**Find and write**

Present	Past
want	
buy	
feel	
decide	
agree	
ask	
go	went
say	

Look and write

want

feel

buy

decide


agree

ask

go

say

Once two friends went on a journey. After some time they _____ tired. They _____ to drink something and _____ a glass of milk. One of the friends _____ the other to drink his half first because he _____ to add some sugar to his half of the milk and drink. The other friend _____ to drink his half first but _____ he would add salt to his half before drinking it.

Find the words



Read and match



1. Amaris was taking a bag of salt to the fair on his donkey.



2. The donkey fell into the stream and found that its load was lighter.

3. Amaris put a sack of cotton on the donkey's back next day.



4. The donkey fell into the stream with the sack of cotton and found its load was heavier.

Find and write

- Clever
- Fast
- Happy
- Heavy



LESSON
5
UNIT - 12

Stories & Folk Tales

Look and write



Picture A	Picture B
tusks	grindstone

Write sentences





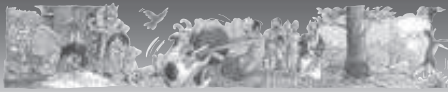
Read and order

- 1. Ravana heard how beautiful Sita was.
- 2. Rama searched for Sita everywhere.
- 3. Hanuman told Rama where Sita was.
- 4. There was a great battle.
- 5. The two armies met.
- 6. Ravana was the king of Lanka.
- 7. Rama took Sita back to India.
- 8. At last, Hanuman found Sita at Ravana's palace.
- 9. Prince Rama had a beautiful wife called Sita.
- 10. Rama's army defeated Ravana's army.
- 11. Ravana went to the forest and stole Sita away.
- 12. Rama got together a large army to fight Ravana.

Write the story



Ravana was the king of Lanka.

**Fill in the blanks**

Complete the story using the correct past tense form of the verb.


Once upon a time a fox and stork _____(live) in the forest. One day the fox _____ (invite) the stork to his house for dinner. At dinner the fox _____ (serve) the food on two flat plates. The fox _____ (eat) all the food. Afterwards the fox _____(eat) the stork's food too. The stork_____(go) home hungry. The next day the stork _____(invite) the fox to dinner. The fox could not eat the dinner because the jug _____ (has) a long neck. He _____(watch) hungrily as the stork ate his dinner using its long beak.

Read and match

1. He served the food in two jugs which had long necks.
2. They were very good friends.
3. The stork could not eat any food because of its long beak.

Select and draw

1. Tit for tat.
2. The fox learns a good lesson
3. Honesty is the best policy.
4. Paying back in the same coin.
5. Don't try to trick others.



Title: _____



Match and read

	A	B
The crow	had to go to the farmer's wife had to go to the river for water had to bring a mammoty had to bring some fire had to wash its beak first had to bring a pot	to eat the sparrow. to wash its beak. to get the water. to bring a pot. to bring a mammoty. to get some fire.

Write the answers.

- Why did the crow have to wash its beak first?
The crow had to wash its beak to eat the sparrow.
- Why did the crow have to go to the river?
_____.
- Why did the crow have to bring a pot?
_____.
- Why did the crow have to bring a mammoty?
_____.
- Why did the crow have to bring some fire?
_____.
- Why did the crow have to go to the farmer's wife?
_____.

Match and circle



1. The water becomes steam.
2. The steam becomes water.
3. The glass becomes hot.



1. The brain helps us to think.
2. The heart pumps blood.
3. The lungs pump blood.



1. They give us energy to work and play.
2. They keep our bones and teeth strong.
3. They help us to grow tall and strong.



1. The grass is eaten by the caterpillar.
2. The caterpillar is eaten by the grass.
3. The grass eats the caterpillar.



1. Air is polluted by chemical waste.
2. Air is polluted by spraying of pesticides.
3. Air is polluted by smoke from vehicles.



1. Electricity makes the light bulb glow.
2. Electricity makes the light grow.
3. Electricity makes the light work.



1. The telephone was invented by the Wright Brothers.
2. The telephone was invented by Guglielmo Marconi.
3. The telephone was invented by Alexander Graham Bell.

Complete the blanks

is / are

1. The sun _____ a star.
2. Mercury, Venus and the Earth _____ planets.



sends / is sent

3. Electricity _____ to homes through wires.
4. A satellite _____ messages from one part of the earth to another.



used / used to

5. People _____ send messages through pigeons.
6. People _____ messengers on horseback to send messages.



computer / lever

7. The brain is like a _____.
8. The hand is like a _____.



soil / water

9. Chemical waste from factories pollute the _____.
10. Spraying of pesticides causes pollution of the _____.



carbohydrates / vitamins

11. _____ give us energy.
12. _____ keep our bodies healthy.

Match and write

1

They took him in procession to the villager's house. _____

2

He was very strong even he was young. _____

3

He was ashamed to give his friends what his mother gave.

4

When they found the son they hugged and kissed him.

A

So, he hid behind a tree and drank all the curd himself.

C

But they could not enter the compound because it had a narrow entrance.


B

He went to the field pulling the bamboo bush to which he was tied.

D

They were cured of their blindness.

Draw and write



Write

What is the story you like most? Say why.

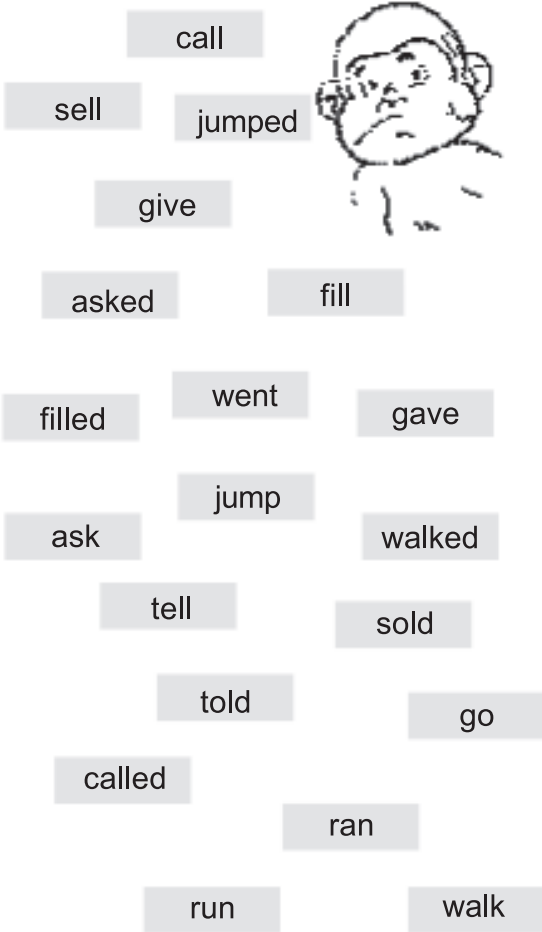
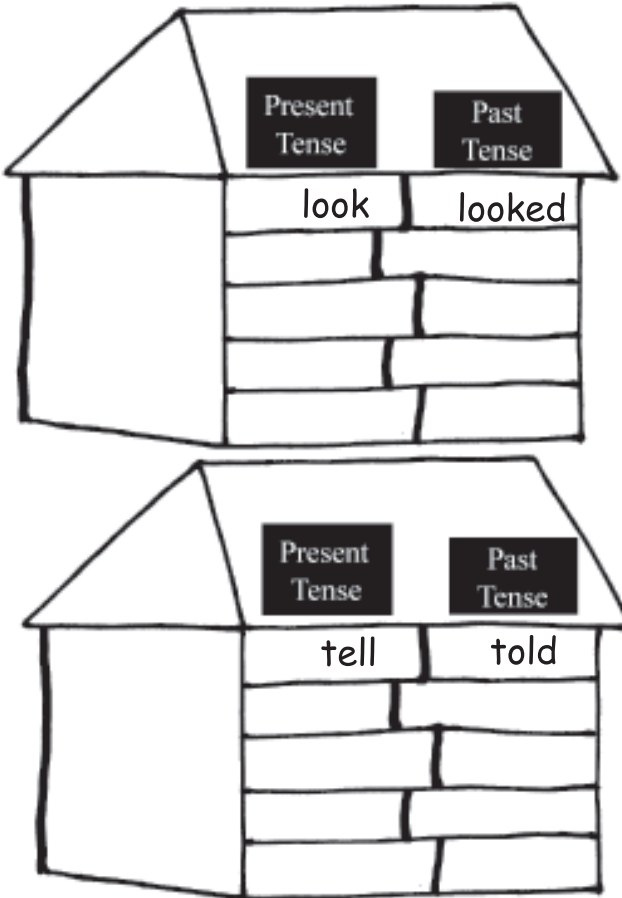
I like _____

because _____

**LESSON
3
REVISION 3**

Revision 3

Select and write



Read and match

goldsmith	blacksmith	carpenter	mason
potter	baker	cobbler	silversmith

1. He works with things made of iron. _____.
2. He works with bricks and mortar. _____.
3. He works with silver. _____.
4. He works with clay. _____.
5. He works with flour and sugar. _____.
6. He works with shoes. _____.
7. He works with gold. _____.
8. He works with wood. _____.

Listen and number

looked	
saw	
wanted	
began	
felt	
went	


Fill in the blanks

One day Amali, Roy, Nizar, Meena, Kusum, Ruwan, Kandu and Pancha _____ to the zoo in Windy Wheeler. They _____ at the animals in the cage. They _____ very sad at the animals in the cages. When the animals in the zoo _____ Pancha and Kandu they _____ to shout. They too _____ to join Pancha and Kandu and be free like them.



LESSON
1
 UNIT - 13

Life in the Future

Complete, match and write

Complete the sentences and copy them on the table.

- A. People _____travel using flying machines.
- B. Children will _____at home _____computers.
- C. People will take nutritious liquids and _____.
- D. People _____talk to their friends using a _____ phone.
- E. We will get _____ from the sun.

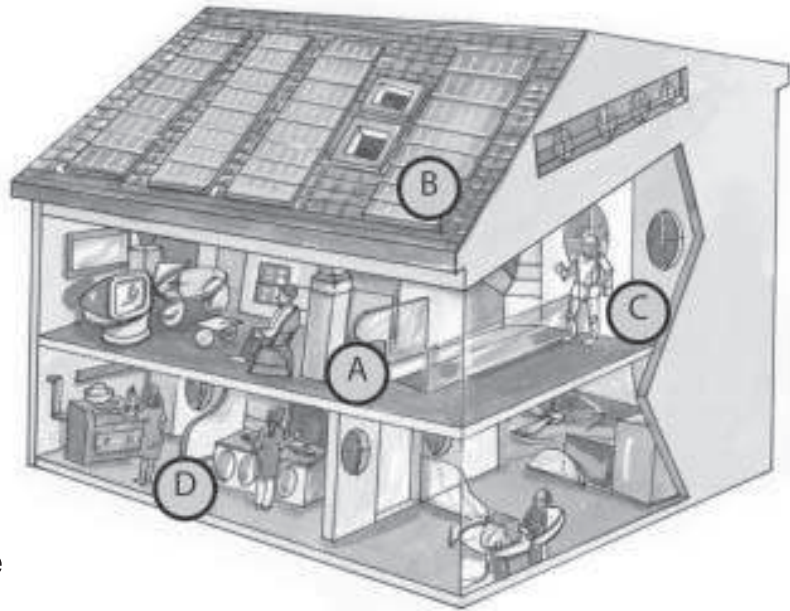
 A

In the Future ...

Food	
Education	
Transport	
Communication	
Energy	



Read and match



The house of the future

- 1. Solar panels on the roof will collect energy from the sun. ()
- 2. There will be no cooker in the kitchen. ()
- 3. Everybody will have a computer in his/her room. ()
- 4. People will use robots to do their work. ()

Draw and write

Draw and write about three more things people will use in the house in the future. Use 'will'...



LESSON
2
UNIT - 13

Life in the Future

Write

What can these machines do?



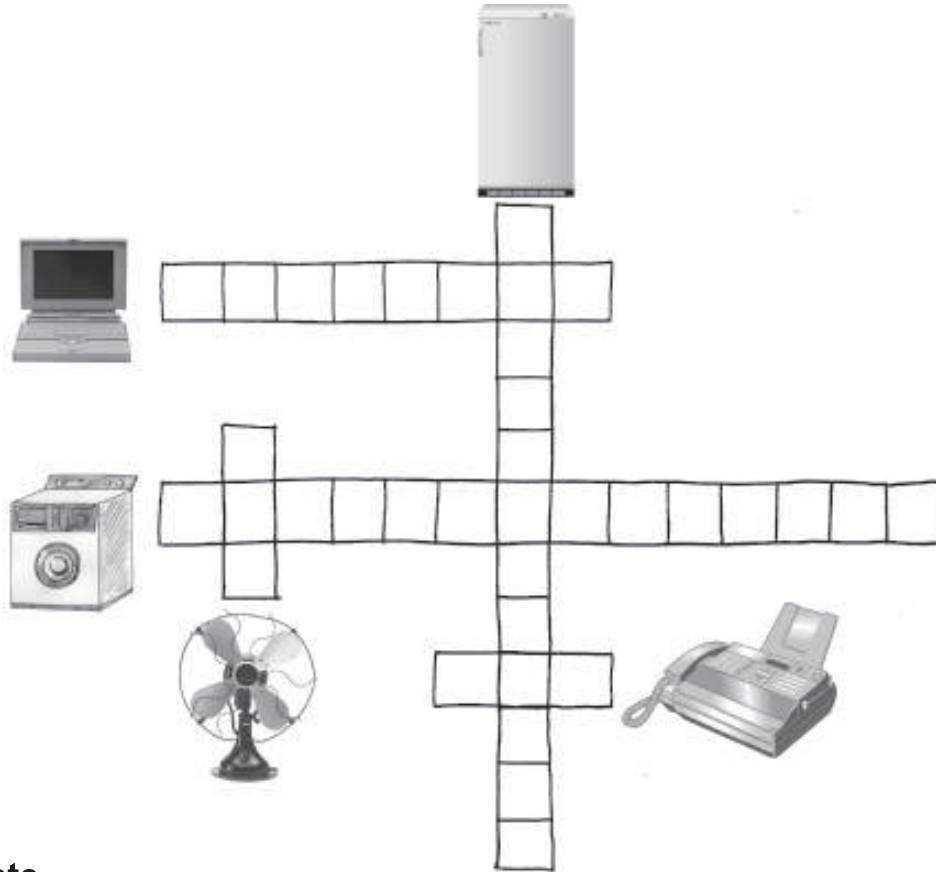
This machine can _____



This machine can _____



Do the puzzle



Cut and paste

Find some pictures of new machines. Cut them out and paste them here. Label your pictures.



LESSON
3
UNIT - 13

Life in the Future

Read find and write

There are eight letters in my name.

- | | |
|---|-------------------------------------|
| 1. The first letter is in cot but not in pot. | <input checked="" type="checkbox"/> |
| 2. The second letter is in sock but not in sack. | <input type="checkbox"/> |
| 3. The third letter is in mat but not in hat. | <input type="checkbox"/> |
| 4. The fourth letter is in pill but not in fill. | <input type="checkbox"/> |
| 5. The fifth letter is in cup but not in cap. | <input type="checkbox"/> |
| 6. The sixth letter is in toffee but not in coffee. | <input type="checkbox"/> |
| 7. The seventh letter is in pen but not in pan. | <input type="checkbox"/> |
| 8. The eighth letter is in red but not in bed. | <input type="checkbox"/> |

What am I? _____

Read and sort

Things that computers can do	Things that computers cannot do
<p style="margin: 0;">They can teach</p> <hr style="border: 0; border-top: 1px solid black; margin: 5px 0;"/> <hr style="border: 0; border-top: 1px solid black; margin: 5px 0;"/> <hr style="border: 0; border-top: 1px solid black; margin: 5px 0;"/> <hr style="border: 0; border-top: 1px solid black; margin: 5px 0;"/> <hr style="border: 0; border-top: 1px solid black; margin: 5px 0;"/> <hr style="border: 0; border-top: 1px solid black; margin: 5px 0;"/>	<p style="margin: 0;">They cannot eat.</p> <hr style="border: 0; border-top: 1px solid black; margin: 5px 0;"/> <hr style="border: 0; border-top: 1px solid black; margin: 5px 0;"/> <hr style="border: 0; border-top: 1px solid black; margin: 5px 0;"/> <hr style="border: 0; border-top: 1px solid black; margin: 5px 0;"/> <hr style="border: 0; border-top: 1px solid black; margin: 5px 0;"/> <hr style="border: 0; border-top: 1px solid black; margin: 5px 0;"/>

eat, teach, cry, talk, add, quickly, walk, understand, play with us, sing, laugh, smile.



Fill in the blank spaces

will not = won't

When we speak quickly or write friendly informal things we use *won't* for *will not*.

Fill the gaps in Meena's letter using *won't*.

Dear Patty,

We had a very interesting lesson at school last week. Do you know, our teacher said that perhaps in the future there _____ be any books or libraries because people will use computers. Perhaps children _____ go to school, and there _____ be any teachers. So there _____ be any playgrounds or sportsmeets, either! Do you believe it?

Love,

Meena



Find and write

You need some information. Which box do you click?

1. You want to know where Koala bears live. Animals.
2. You want to know the capital city of Pakistan. _____
3. You are interested in roses. _____
4. You want to find out all about cricket. _____
5. You want to know how to make Watalappan. _____
6. You are interested in migratory birds. _____



LESSON
4
UNIT - 13

Life in the Future

Read and order

A. Tell the robot doctor about your illness and let him direct you to the correct room.

B. Enter room number one and type in your name and health insurance number.

C. Sit on the robot chair and let it take you to the room you want.

D. Go to room number six and get your medicine from the robot dispenser.

E. Let the specialist doctor scan you and prescribe the correct medicine.

Do the puzzle

How many words can you find in the table? Write them here.

		N		R	O	B	O	T						
		E						Y				M		
		W			H	O	S	P	I	T	A	L		
E	S							E				C		
X	P										H		H	
C	H	A	I	R		M	E	D	I	C	I	N	E	
I		P										N	A	
T	E			E	N	T	R	A	N	C	E		L	
E		R			U								T	
D			C	A	R	D							H	
					S				G	A	L	A	X	Y
			N	A	M	E								
							C	O	M	P	U	T	E	R

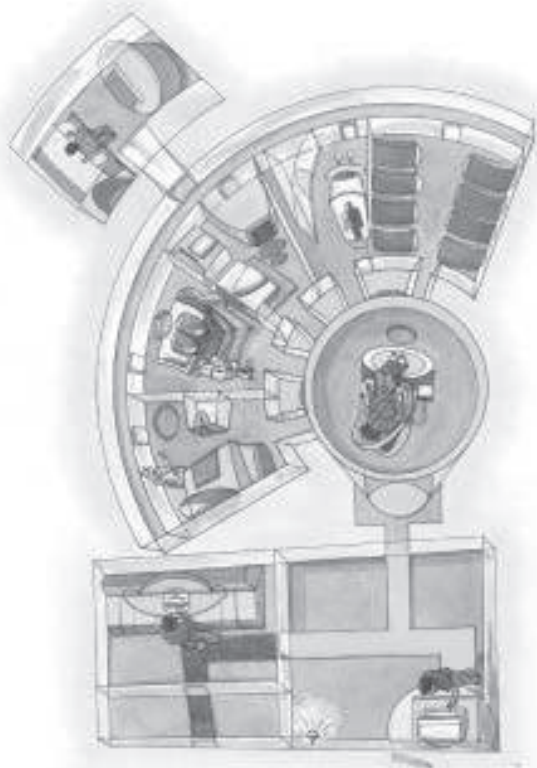
1. _____
2. _____
3. _____
4. _____
5. _____
6. _____
7. _____
8. _____
9. _____
10. _____
11. _____
12. _____
13. _____
14. _____
15. _____



Fill in the blank spaces

Complete the story using the correct past tenses of the verbs.

I _____ (go) to the “Galaxy” hospital yesterday. I _____ (be) very excited. There _____ (be) no doctors or nurses. First I _____ (enter) room number one and _____ (type) my name and health insurance number. Then I _____ (insert) my PIN card and when the door _____ (open) I _____ (go) into room number two. I _____ (sit) on a chair in room number three. In room number four robot doctor _____ (examine) me and _____ (tell) me where to go. In room number five a robot doctor _____ (prescribe) medicine. In room number six a robot dispenser _____ (give) me medicine.



Present	Past
am/is (be)	was
are (be)	were
enter	entered
examine	examined
get	got
give	gave
go	went
open	opened
pay	paid
prescribe	prescribed
sit	sat
take	took
tell	told
type	typed
wait	waited



LESSON
5
UNIT - 13


Life in the Future

Look and write

Where do they live?

1. Koala bears live in Australia.
2. Rhinoceroses _____.
3. Crocodiles _____.
4. _____.
5. _____.
6. _____.

Listen and number





Read and match

no tail	big animal	thick skin	lives in water
a mammal	lives in trees	dangerous	lives in forests
a bird	lives in the sea	grey animal	hunts animals
horn on its nose	black and white feathers	cannot fly	
likes cold weather	black and yellow stripes	friendly and playful	
rough, knobby skin			

Koala bear: _____

Crocodile: _____

Penguin: _____

Tiger: _____

Rhinoceros: _____

Dolphin: _____

Draw, paste and write

Choose one of these animals, draw or paste a picture of it and write about it.

Zebra	Monkey	Lion	Elephant
-------	--------	------	----------



LESSON
6
UNIT - 13

Life in the Future

Read, find and write

1. These are the biggest land animals. They are in danger because people destroy their homes and they are killed for their tusks.

2. They are black and white animals. They live in China. People destroy their living places.

3. They are animals with horns on their noses. They are killed for their horns to make medicines.

4. They are big, black animals. They live in Africa. They are in danger because their homes are being destroyed.

Write

Why are these animals in danger?

1. Crocodiles are in danger because _____

2. Turtles _____

3. Dolphins _____

4. Koalas _____



Draw and write

Draw a poster about animals in danger. Choose one or two of the sentences below and use them on your poster.

1. These animals are in danger.
2. One day we will have no more ...
3. They are in danger because ...
4. We can help them by ...
5. If we do not help, they will not be here in the future.

A large empty rectangular box with a thin black border, intended for drawing and writing a poster about animals in danger.



LESSON
7
UNIT - 13

Life in the Future

Look and write

A trip to the Moon

It was the school holidays. Meena, Ruwan and Roy went to the Moon.

First they travelled to the Space Shuttle Station in a Supersonic



_____ . Then they boarded a



_____ to the moon. While on the flight they sent



an _____ to Kanduu. At that time, Kanduu was

checking the timetable for the next flight to the Moon on his



_____ . Kusum and Amali wanted to send a

message to their friends travelling to the Moon. So they went into the room

with the



_____ .



Read and match

Supersonic means faster than sound.

What do these words beginning with *super* - means?

supermarket	Someone stronger than an ordinary man.
superman	A good road where vehicles can go very fast.
superstar	A very large shop selling lots of different things.
superhighway	Something that is not common or normal.
supernatural	Someone who is better than anybody else in things like acting and playing games.

Can you think of other “*super*” - words?

Make up your own “*super*” - words.

Discuss and write

Which of the following areas do you think will develop faster than others in the future? Write a few sentences explaining why you think so.

Communication

Travel

Food production

Health and medicine

Education



LESSON
8
UNIT - 13

Life in the Future

Do the puzzle

Find the words and write.

V	I	L	L	A	G	E	B	C	D	E	P	F	W
G	H	I	A	J	K	L	M	N	P	E	A	C	E
O	P	Q	N	R	M	S	T	P	U	V	S	W	A
X	E	Y	G	L	O	B	A	L	Z	A	S	B	R
C	A	D	U	E	N	F	G	A	H	I	P	J	K
L	T	R	A	V	E	L	M	N	O	F	O	O	D
P	Q	R	G	S	Y	T	U	E	V	W	R	X	Y
Z	W	D	E	O	D	E	F	T	G	H	T	I	J
K	L	M	V	P	P	U	Q	R	S	T	U	V	W
C	L	O	T	H	E	S	X	Y	Z	A	B	M	N
C	D	E	F	G	H	E	I	J	K	L	O	P	Q

Write

Write about two things that you want to happen and two things that you don't want to happen in the "Global Village."

- In the "Global Village" I want _____
_____.
- In the 'Global Village' I want _____
_____.
- In the Global Village I don't want _____
_____.
- In the Global Village I don't want _____
_____.



Write

Which of the six statements given in the Pupil's book do you think will happen/ you think won't happen? Give your reasons.

- 1. I think _____
because _____

- 2. I think _____
because _____ .

- 3. I don't think _____
because _____ .

- 4. I don't think _____
because _____ .

Think and write

Write about two things that you hope will happen and two things that you hope will not happen.

- 1. In the Global Village I hope that _____ will

- 2. In the Global Village I hope that _____ will

- 3. In the Global Village I hope that _____ will not

- 4. In the Global Village I hope that _____ will not




LESSON
1
UNIT - 14

Life in the Future

Write

He can _____

He can _____



Write

MY ROBOT





Read, match and write

1. I polish the floor as I do my work. Who am I?

2. I have two hands each for sweeping, brushing and mopping. Who am I?

3. I can cook your meals but I can't wash or clean. Who am I?

4. I can move very fast because I have the most number of legs. Who am I?



Read and draw

Read this advertisement and design and draw a robot that can do all the jobs. Give your robot a name and draw it.

Wanted

- A street robot to...
- (i) help people cross the road safely,
 - (ii) direct traffic,
 - (iii) clean the streets.



Write

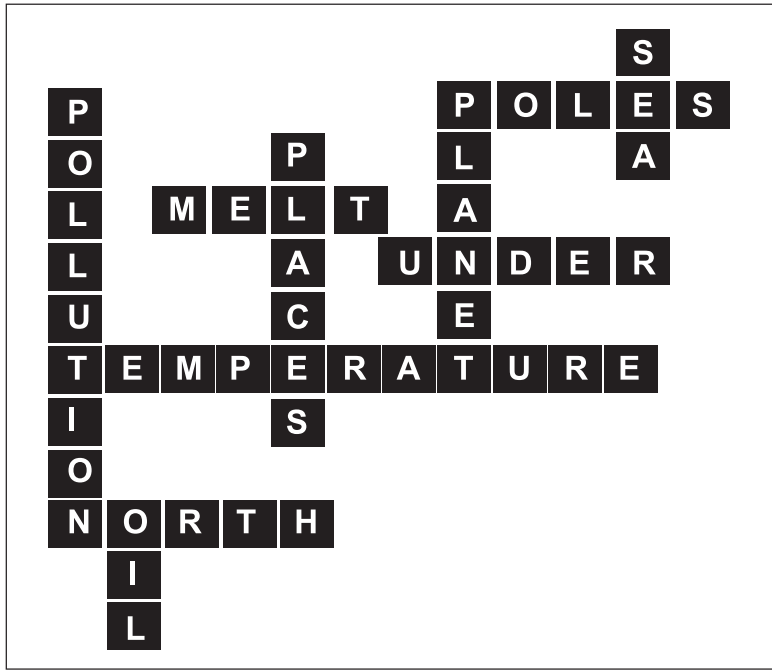
Write an answer to the advertisement in Step 4



LESSON
3
 UNIT - 14

Life in the Future

Read and select



There is too much _____ everywhere on our _____.

The _____ of the Earth is going up. If it goes up too much, perhaps the ice at the _____ and the South _____ will _____ and many _____ will go _____ the _____.

Write

Make a poster entitled Our Planet, and write some sentences about it.



Read and tick

	Koffo	Pleno	Fesso	Caldo
It's very hot on our planet.				
There is no clean air to breathe.				
Our population is very big.				
We are all very bored.				
People live in big refrigerators.				
Robots do all the work.				
There is no place for us to grow food.				

Read and write

1. There are five planets at the conference. Which planets have found solutions to their problems?

2. Which planets have not found solutions to their problems?

Write about the planets which have found solutions to their problems.

<u>Planet's name</u>	<u>Problem</u>	<u>Solution</u>
_____	_____	_____
_____	_____	_____

On planet Koffo there is no clean air to breathe, so we buy bags of air from other planets.

Write

Can you suggest some solutions to the problems of planet Fesso and planet Earth? Write an e-mail with your ideas.



LESSON
5
UNIT - 14

Life in the Future

Write

Application for Inter Planet Passport

Name: _____

Date of Birth: _____ Age: _____

Planet: _____


Address _____

Hair colour: _____ Eye colour _____

Height: _____ (cms) Weight: _____ (kgs)

Personal code: _____

Signature: _____ Date: _____



Rewrite the sentences

I will = I'll

I'll come

1. I will come. _____
2. That will be great! _____
3. I will tell you the date. _____
4. I will meet you at the Space Bus Station. _____
5. I will talk to you again soon. _____

Write

Complete the e-mail.

We'll _____ to visit your _____ next Monday, the 19th.
Please come to the Space Bus _____ at 5 o'clock in the_____.
Bye.

With love,
Ruwan.



Read and order

Present Tense		Past Tense		Present Perfect	
I	discover experiment decide invent construct		discovered experimented decided invented constructed	I	have discovered experimented decided invented constructed

Present Tense		Past Tense		Present Perfect	
I	see eat	I	saw ate	I	have seen eaten

Write sentences

A professor 20,000 people Some architects A Japanese engineer A scientist	has have	experimented with decided constructed invented discovered	a flying car to live in the underwater city a new vaccine a new medicine a city under the sea
---	-------------	---	---

Complete the sentences

Write what each new discovery will do.

1. The flying car will _____.
2. The new vaccine will _____.
3. The underwater cities will _____.
4. The new medicine will _____.



Write

Use your three ideas and finish Ruwan's article.

What must we do in the future?

Flying cars and underwater cities are very interesting, but perhaps other things are more important.

There are many problems in our world today. Here are some problems we must solve very soon.

Look and write



must and must not (mustn't)

Complete these sentences with must or mustn't

In the future we _____ be careful.

We _____ cut down all the trees.

we _____ keep our water clean.

We _____ make our air dirty

we _____ grow enough food for everybody.

Write

Make a poster about things we must and mustn't do in the future. Draw a picture and write some sentences.

**Read and correct**

Look at these sentences from the story again. Some of the words are wrong! Cross out the wrong words and rewrite the sentences.

1. Roy and his friends went on a trip to the city.

2. On the way, they stopped by a lake and had a nice meal.

3. They heard girls singing and monkeys laughing. They were all very sad.

4. Then they saw a herd of deer. The deer all lifted their heads and called to Kandu. 'Go away!'

5. Pancha looked at this friends, "I must go," he said. "I must join them. and he ran quickly into the river.
6. Then there came a group of crocodiles. They called Pancha to play with them. Pancha happily went to play with them.

Write

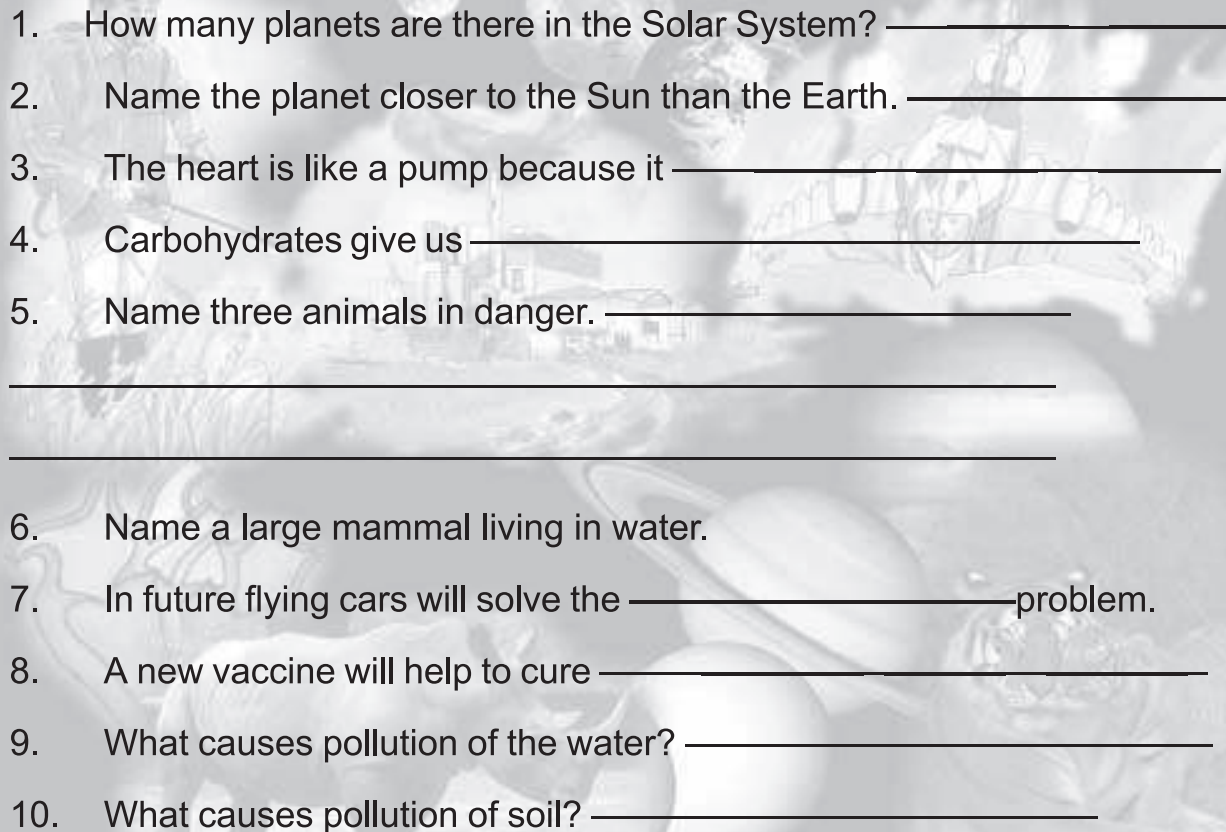
To Pancha and Kandu
Goodbye!
We hope we'll meet again.

With love
from:

Roy, Meena, Amali, Kusum, Ruwan, Nizar, and Windy!!!

Now you make a card to say goodbye to Amali, Meena and the others. Write a message in the card.

Answer and write

- 
1. How many planets are there in the Solar System? _____
 2. Name the planet closer to the Sun than the Earth. _____
 3. The heart is like a pump because it _____
 4. Carbohydrates give us _____
 5. Name three animals in danger. _____

 6. Name a large mammal living in water.
 7. In future flying cars will solve the _____ problem.
 8. A new vaccine will help to cure _____
 9. What causes pollution of the water? _____
 10. What causes pollution of soil? _____

Write

Look at the last two units of the Pupil's book.

Write some questions like those given above for your friend to answer.

Fill in the blanks and say

I visited _____ and
_____. I saw _____
_____, _____ and
_____. I also took part in _____.
_____ and tasted _____.
_____ and _____, I played
_____, _____ and went
_____ and _____ while I was in
Sri Lanka.

Revision 4



Write

Write about any exciting place you have visited. Where did you go? How did you go there? Who did you go with? What did you see? What did you do?
